SUN RUN

油(液)壓缸

Hydraulic Cylinder

巨輪興股份有限公司 CHU LUN SING CO.,LTD.

SC200101-1

『創新・品質・服務』
——— 巨輪興的承諾與堅持

1978年，本公司以巨輪企業行之商號創立於高雄縣橋頭鄉，主要營運項目為油壓千斤頂及各類油壓手工具的開發、生產、銷售及維修服務。創業以來，始終堅持以『研發為基石、品質即命脈、服務為根本』的理念，提供客戶性能優異的產品及完善的專業服務，20 餘年來深獲國內外業界的肯定與信任。

為落實企業永續經營的願景，公司在全體同仁長期努力與客戶的熱情支持下，終於在2000年新世紀來臨之際，完成新廠落成遷入啓用及擴大公司組織，同時以全新的企業體制—巨輪興有限公司，持續為滿足客戶需求而努力。

本著創業初衷之熱忱和經歷千錘百鍊的豐富經驗，在不斷改善製造流程，嚴格監控每一生產環節中，巨輪興有限公司將以國際品質的實力，伴隨客戶共創未來。

In 1978, our company was established with the name – Chu Lun Co. in Chiao Tou Hsiang. The scope of supply is inclusive of the R&D, manufacturing, sales business and after-service of the hydraulic jacks and the versatile hydraulic hand tools. Sticking to the philosophy of "R&D as foundation, quality as lifeline and service as basis", we provides the clients with the most outstanding products and comprehensive after-service system. Over 20 years effort and development, we have gained the trust and credibility from domestic and international industries.

To reach the vision of long-term operation goal, we have setup a newly expansion plant and enlarged the organization structure under the staff's hard work and the clients' strong support in the threshold of year 2000. The overall revolutionized operation under the new brand name – CHU LUN SING CO. LTD .We will do everything satisfy to our customers continuously.

Chu Lun Sing's ultimate goal is to invite our clients together to create the new future and to present the internationalized recognized products by his tenacity, abundant experiences, continuing improvements on manufacturing progress and stringent quality control system.

Service

elopment



巨輪興對於所做的每個環節都給予品質上的承諾：從原料的購入乃至客戶的售後服務，並且通過ISO9001:2015國際認證。

ISO9001:2015要求承諾管理、執行、產品研發、生產及持續改進的一系列標準化，此認證標章即證明巨輪興已執行並維持記錄自工廠至客戶，包含檢測、處理、訓練等所有文件。

ISO9001要求定期內部和外部稽核以確認所有足以影響品質控制的因素得以監控，這些都是無論過去或未來我們對客戶的保證。

SUN RUN's promise to quality is evident in everything we do, from raw material receipt to how we support our customers years after they purchase our goods.
We are registered to ISO9001:2015 international quality standard. ISO 9001:2015 requires compliance with standards for management, administration, product development, manufacturing and continual improvement.
Our registration verifies that SUN RUN has adopted and maintains documentation for processes ranging from factory to customers, inspection, handling, and training. ISO 9001 also requires periodic internal and external audits to ensure all aspects of work affecting quality control are monitored.
This always has been, and will continue to be. That's our guarantee to you.

巨輪興油壓缸符合美國機械工程協會(American Society of Mechanical Engineers) ASME B30.1標準

1.於典型材料降服強度下，油壓缸有至少2:1的安全係數 及

2.油壓缸設計為均可符合其動態測試、靜態測試及額定荷載功能測試。

SUN RUN hydraulic cylinder comply with the criteria set forth in the American Society of Mechanical Engineers standard institute ASME B30.1:

1. Cylinders are designed to have minimum of a 2-to-1 safety factor on typical material yield strength; and/or
2. Cylinder is designed to comply with its dynamic test, static test and rated load function test.

※本型錄內容僅供參考，如與實品不符，請以實品為準
※本公司保留產品規格樣式變更或停用之權利

Numeric Index
頁碼索引

S Series

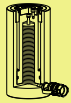

Capacity:
10-200 ton

Stroke:
25-150mm

Maximum Operating Pressure:
700 bar

S 液壓單動，標準型千斤頂

- 可360度全方位使用設計。
- 主軸及液壓缸內壁硬鉻處理耐磨、抗腐蝕；並能增加密封性及使用壽命。
- 強力彈簧加速主軸回縮速度。
- 特殊軟質環設計，防止主軸偏 心荷載；避免磨耗刮傷油缸。
- 防塵環減少污染物附著。
- 上螺帽保護主軸超揚昇。
- 表面粉體塗裝美觀抗腐蝕、防銹。
- 各型號均含SQB-3/8UF快速接頭及防塵蓋。

Single-Acting, General Cylinders

※Designed for use in all positions.
※Hard chrome plated plunger and inner of barrel resists wear and corrosion, it also be more closed and extending cylinder life.
※Maximum sized springs speed piston return and increase spring life.
※Special soft ring reduces wear caused by off-center loads.
※Plunger wiper reduces contaminant.
※Stop ring for piston blow-out protection.
※Powder coat finish for increased corrosion resistance and antirust.
※All cylinders are equipped with SQB-3/8UF female coupler & dust cap.

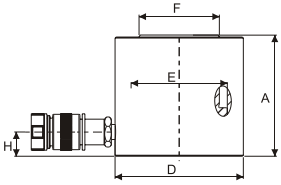

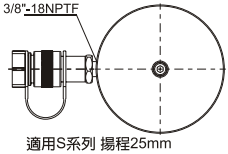

適用S系列 揚程25mm
Stroke 25mm model.

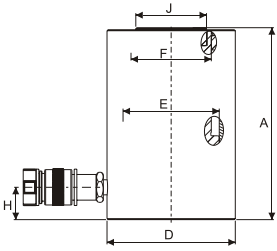

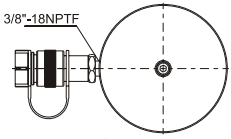

適用S系列 揚程50mm以上
Stroke above to 50mm model.

	焊提把 Weldable		活動提把 Removable strap handles
	吊環螺栓 Eyebolt		螺牙式活動提把 Thread

提把型式 Handle type	
(S)：標準配件 standard equipped	
(O)：選配 option	
● 焊提把 Weldable	▲ 活動提把 Removable strap handles
★ 吊環螺栓 Eyebolt	■ 螺牙式活動提把 Thread

提把型式 Handle type (O)	提把型式 Handle type (S)	型號 Model Number	能力 Cylinder Capacity ton (kN)	揚程 Stroke (mm)	受壓面積 Effective Area (cm^2)	總油量 Oil Capacity (cm^3)	本身高 Collapsed Height A (mm)	伸長總高 Extended Height (mm)	外徑 Outside Dia. D (mm)	內徑 Cylinder Bore Dia. E (mm)	主軸直徑 Plunger Dia. F (mm)	底部前進油孔位置 Base to Adv. Port H (mm)	墊塊直徑 Saddle Dia. J (mm)	重量 Weight (kg)
			外部尺寸 Outer Dimension											
		S10-25	10 (101)	25.0	14.46	36.1	80.0	105.0	70.0	42.93	38.1	19.5	—	2.4
		S10-50		50.0	14.46	72.3	130.0	180.0	57.0	42.93	38.1	19.5	—	2.5
		S10-75		75.0	14.46	108.4	155.0	230.0	57.0	42.93	38.1	19.5	35	3.1
		S10-100		100.0	14.46	144.6	180.0	280.0	57.0	42.93	38.1	19.5	35	3.4
		S10-125		125.0	14.46	180.7	205.0	330.0	57.0	42.93	38.1	19.5	35	4.0
		S10-150		150.0	14.46	216.9	230.0	380.0	57.0	42.93	38.1	19.5	35	4.2
		S20-25	20 (198)	25.0	28.26	70.7	80.0	105.0	90.0	60.00	50.00	17.0	—	3.7
	●	S20-50		50.0	28.26	141.3	135.0	185.0	79.0	60.00	50.00	22.0	—	4.9
	●	S20-75		75.0	28.26	212.0	160.0	235.0	79.0	60.00	50.00	22.0	40	5.6
	●	S20-100		100.0	28.26	282.6	185.0	285.0	79.0	60.00	50.00	22.0	40	6.3
	●	S20-125		125.0	28.26	353.3	210.0	335.0	79.0	60.00	50.00	22.0	40	7.0
	●	S20-150		150.0	28.26	423.9	235.0	385.0	79.0	60.00	50.00	22.0	40	7.7
		S30-25	30 (294)	25.0	42.00	105.0	85.0	110.0	99.0	73.15	57.15	19.0	—	5.0
		S30-40		40.0	42.00	210.0	85.0	125.0	99.0	73.15	57.15	22.5	—	7.4
	●	S30-50		50.0	42.00	210.0	145.0	195.0	99.0	73.15	57.15	22.5	—	7.6
	●	S30-75		75.0	42.00	315.0	170.0	245.0	99.0	73.15	57.15	22.5	49.5	7.8
	●	S30-100		100.0	42.00	420.0	195.0	295.0	99.0	73.15	57.15	22.5	49.5	8.9
	●	S30-125		125.0	42.00	525.0	220.0	345.0	99.0	73.15	57.15	22.5	49.5	10.0
	●	S30-150		150.0	42.00	630.0	245.0	395.0	99.0	73.15	57.15	22.5	49.5	11.0
	●	S30-55	30 (269)	55.0	38.46	212.0	105.0	160.0	100.0	70.00	60.00	14.0	—	8.0
	●	S50-25	50 (498)	25.0	71.21	178.0	95.0	120.0	127.0	95.25	79.50	24.0	—	8.8
	●	S50-35		35.0	71.21	356.0	85.0	120.0	127.0	95.25	79.50	24.0	—	9.5
	●	S50-50		50.0	71.21	356.0	120.0	170.0	127.0	95.25	79.50	24.0	—	10.5
	●	S50-50B		50.0	71.21	356.0	105.0	155.0	127.0	95.25	79.50	19.0	—	9.5
	●	S50-75		75.0	71.21	534.0	190.0	265.0	127.0	95.25	79.50	32.0	71.0	16.8
	●	S50-100		100.0	71.21	712.0	215.0	315.0	127.0	95.25	79.50	32.0	71.0	18.2
	●	S50-125		125.0	71.21	890.1	240.0	365.0	127.0	95.25	79.50	32.0	71.0	19.9
	●	S50-150		150.0	71.21	1068.1	265.0	415.0	127.0	95.25	79.50	32.0	71.0	21.4
▲	●	S100-25	100 (933)	25.0	133.27	333.1	100.0	125.0	177.0	130.30	104.90	20.0	—	16.9
▲	●	S100-50		50.0	133.27	666.3	160.0	210.0	177.0	130.30	104.90	30.0	84	26.8
▲	●	S100-100		100.0	133.27	1332.7	204.0	304.0	177.0	130.30	104.90	30.0	84	36.8
▲	●	S100-125		125.0	133.27	1665.8	235.0	360.0	177.0	130.30	104.90	30.0	84	40.6
▲	●	S100-150		150.0	133.27	1999.0	260.0	410.0	177.0	130.30	104.90	30.0	84	44.3
▲	★	S150-50	150 (1407)	50.0	200.96	1004.8	200.0	250.0	215.0	160.00	115.00	50.0	99	50.2
▲	★	S150-100		100.0	200.96	2009.6	250.0	350.0	215.0	160.00	115.00	50.0	99	60.0
▲	★	S150-150		150.0	200.96	3014.4	300.0	450.0	215.0	160.00	115.00	50.0	99	68.9
▲	★	S200-50	200 (1984)	50.0	283.38	1416.9	200.0	250.0	255.0	190.00	135.00	50.0	115	71.6
▲	★	S200-100		100.0	283.38	2833.0	250.0	350.0	255.0	190.00	135.00	50.0	115	85.0
▲	★	S200-150		150.0	283.38	4250.7	300.0	450.0	255.0	190.00	135.00	50.0	115	98.5

RSAC Series

Capacity:
20-150 ton

Stroke:
50-200 mm

Maximum Operating Pressure:
700 bar

RSAC 液壓單動，鋁合金千斤頂

- 鋁合設計，質輕易攜帶。
- 7075-T6鋁合金材質，能以最小重量承最大能力。
- 墊塊及缸底墊塊預防荷重的危險。
- 主軸及缸壁內外陽極處理防損耐磨且延長使用壽命。
- 強力彈簧加速主軸回縮速度。
- 特殊軟質環設計，防止主軸偏心荷載；避免磨耗刮傷油缸。
- 多層油封設計，預防金屬材質間互相磨擦，防止側向荷載受損。
- 上螺帽保護主軸超揚昇。
- 缸底墊塊、提把及鞍座均可拆卸，可在空間受限時拆除使用。
- 各型號均含SQB-3/8UF快速接頭及防塵蓋。
- 外表雷射刻字。

Single-Acting, Aluminum Cylinders

※Lightweight, aluminum design for maximum portability.
※7075-T6 Aluminum alloy components for maximum strength and minimum weight.
※Steel base plate and saddle for protection against piston rod damage.
※Anodizing treatment plunger, surfaces and inner of barrel resists damage and extends cylinder life.
※Maximum sized springs speed piston return and increase spring life.
※Special soft ring reduces wear caused by off-center loads.
※Composite bearings prevent metal-to-metal contact, increasing cylinder life and resistance to side-load.
※Stop ring for piston blow-out protection.
※Removable hardened saddle , handle and steel baseplate, which can be removed to use in limit space.
※All cylinders are equipped with SQB-3/8UF female coupler & dust cap.
※Laser carve on surface.

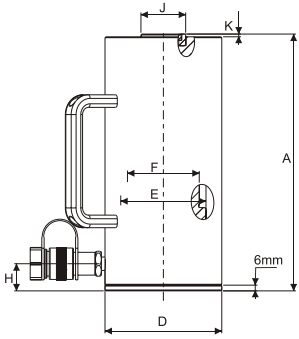

墊塊/鞍座 Saddle

RSAC-系列 均配有高硬度可移除式溝槽墊塊於起重時具防滑作用。偏心起重時請選用傾斜墊塊。

RSAC-Series are equipped with hardened removable "Ribbed saddles" to prevent slippage during jacking.
For off-centre loading application, see optional tilting saddle.

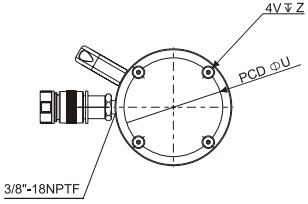



缸底墊塊 Steel Base Plate

- 缸底墊塊作用於保護油壓缸底座免於損壞；不可任意移除。
- 千萬不要使用這些螺孔來安裝其他配件或設備在油壓缸上。

※Do not remove steel base plate in order to protect the cylinder base.
※No attachment to be used on base holes of the Aluminum cylinders.

鋁 VS.鋼性質說明
Aluminum vs. Steel characteristic

- 鋁和鋼材的不同，在於鋁具較低的金屬疲乏。意即鋁合金油壓缸不適用於高重覆性使用。

※Due to different steel & Aluminum characteristics , it is strongly recommended not to be used for high-cycle applications

提把型式 Handle type
(S)：標準配件 standard equipped
(O)：選配 option
● 焊提把 Weldable
★ 吊環螺栓 Eyebolt
▲ 活動提把 Removable strap handles
■ 螺牙式活動提把 Thread

提把型式 Handle type (S)	型 號 Model Number
	RSAC-202
■	RSAC-204
■	RSAC-206
■	RSAC-302
■	RSAC-304
■	RSAC-306
■	RSAC-502
■	RSAC-504
■	RSAC-506
■	RSAC-1004
■	RSAC-1006
■	RSAC-1008
■	RSAC-1506

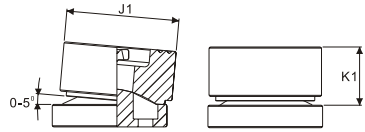

缸底墊塊底座螺孔 Steel Base Plate Mounting Holes			
型號-能力 Cylinder Model/ Capacity (ton)	底座孔距 Bolt Circle U (mm)	底座螺紋 Thread V (mm)	螺紋深度 Thread Depth Z (mm)
RSAC-20	70.0	M6	12
RSAC-30	80.0	M6	12
RSAC-50	110.0	M6	12
RSAC-100	160.0	M6	12
RSAC-150	200.0	M6	12

*含缸底墊塊高6mm *Including Base Plate Height of 6mm.
*4缸底墊塊螺栓:M6x1.0x0.24 *4 base plate bolts:M6X1.0X0.24

選配螺栓式傾斜墊塊尺寸 Optional Bolt Tilt Saddle Dimensions (mm)			
油壓缸型號-能力 Cylinder Model/Cap. (ton)	墊塊型號 Model Number	墊塊尺寸 Saddle Diameter J1	墊塊突出高度 Saddle Protrusion from Base K1
RSAC-50	XKCATRSAC-50	50.0	25.9
RSAC-100	XKCATRSAC-100	91.2	33.0
RSAC-150	XKCATRSAC-150	118.1	37.0

外部尺寸 Outer Dimension												
能 力 Cylinder Capacity ton (kN)	揚 程 Stroke (mm)	受壓面積 Cylinder Effective Area (cm^2)	總油量 Oil Capacity (cm^3)	本身高 Collapsed Height A (mm)	伸長總高 Extended Height B (mm)	外 徑 Outside Dia. D (mm)	內 徑 Cylinder Bore Diam. E (mm)	主軸直徑 Plunger Dia. F (mm)	底部前進油孔位置 Base to Adv. Port H (mm)	墊塊直徑 Saddle Dia. J (mm)	凸出高度 Piston Rod Protrusion K (mm)	重 量 Weight (kg)
20 (218)	50	31.2	156	174	224	85	63	50	27	40	3	2.2
	100	31.2	312	224	324	85	63	50	27	40	3	4.1
	150	31.2	468	274	424	85	63	50	27	40	3	4.6
30 (309)	50	44.2	221	181	231	100	75	60	33	40	3	3.2
	100	44.2	442	231	331	100	75	60	33	40	3	5.2
	150	44.2	663	281	431	100	75	60	33	40	3	5.9
50 (496)	50	70.9	354	186	236	130	95	80	30	50	3	8.5
	100	70.9	709	236	336	130	95	80	30	50	3	9.8
	150	70.9	1063	286	436	130	95	80	30	50	3	11.1
100 (1002)	100	143.1	1431	271	371	188	135	110	46	94	3	19.6
	150	143.1	2147	321	471	188	135	110	46	94	3	21.9
	200	143.1	2863	371	571	188	135	110	46	94	3	24.2
150 (1589)	150	227.0	3405	343	493	230	170	140	51	113	3	33.3

RSAR Series

Capacity:
50-150 tons

Stroke:
50-150 mm

Maximum Operating Pressure:
700 bar

RSAR 液壓雙動，鋁合金千斤頂

- 鋁合設計，質輕易攜帶。
- 7075-T6鋁合金材質，能以最小重量承最大能力。
- 墊塊及缸底墊塊預防荷重的危險。
- 主軸及缸壁內外陽極處理防損耐磨且延長使用壽命。
- 內置安全洩壓閥防止超壓損壞。
- 特殊軟質環設計，防止主軸偏心荷載；避免磨耗刮傷油缸。
- 多層油封設計，預防金屬材質間互相磨擦，防止側向荷載受損。
- 上螺帽保護主軸超揚昇。
- 缸底墊塊、提把及鞍座均可拆卸，可在空間受限時拆除使用。
- 各型號均含SQB-3/8UF快速接頭及防塵蓋。
- 外表雷射刻字。

Double-Acting, Aluminum Cylinders

※Lightweight, aluminum design for maximum portability.
※7075-T6 Aluminum alloy components for maximum strength and minimum weight.
※Steel base plate and saddle for protection against load-induced damage.
※Anodizing treatment plunger, surfaces and inner of barrel resists damage and extends cylinder life.
※Built-in safety valves protect against over pressurizing.
※Special soft ring reduces wear caused by off-center loads.
※Composite bearings prevent metal-to-metal contact, increasing cylinder life and resistance to side-load.
※Stop ring for piston blow-out protection.
※Removable hardened saddle , handle and steel baseplate, which can be removed to use in limit space.
※SQB-3/8UF coupler and dust cap are included on all models.
※Laser carve on surface.

墊塊/鞍座 Saddle

RSAR-系列 均配有高硬度可移除式溝槽墊塊於起重時具防滑作用。偏心起重時請選用傾斜墊塊。

RSAR-Series are equipped with hardened removable "Ribbed saddles" to prevent slippage during jacking.
For off-centre loading application, see optional tilting saddle.

缸底墊塊 Steel Base Plate

- 缸底墊塊作用於保護油壓缸底座免於損壞；不可任意移除。
- 千萬不要使用這些螺孔來安裝其他配件或設備在油壓缸上。

※ Do not remove steel base plate in order to protect the cylinder base.
※ No attachment to be used on base holes of the Aluminum cylinders.

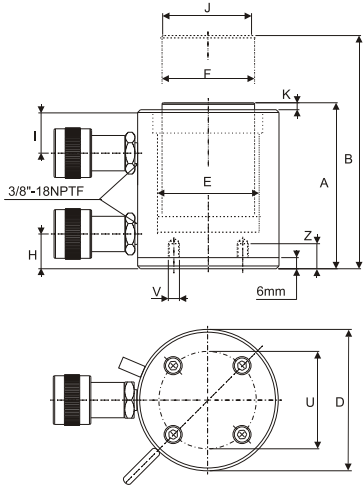

提把型式 Handle type
(S)：標準配件 standard equipped
(O)：選配 option
● 焊提把 Weldable
★ 吊環螺栓 Eyebolt
▲ 活動提把 Removable strap handle
■ 螺牙式活動提把 Thread

提把型式 Handle type (S)	型 號 Model Number	能 力 Cylinder Capacity ton (kN)	揚 程 Stroke (mm)	最大出力 Maximum Cylinder Capacity (kN) 推 push	拉 pull	受壓面積 Cylinder Effective Area (cm^2) 推 push	拉 pull	使用油量 Oil Capacity (cm^3) 推 push	拉 pull
■	RSAR-502	50 (496)	50	496	187	70.9	26.7	354	134
■	RSAR-504		100	496	187	70.9	26.7	709	267
■	RSAR-506		150	496	187	70.9	26.7	1063	401
■	RSAR-1004	100 (1002)	100	1002	557	143.1	79.5	1431	795
■	RSAR-1006		150	1002	557	143.1	79.5	2147	1193
■	RSAR-1008		200	1002	557	143.1	79.5	2863	1590
■	RSAR-1506	150(1589)	150	1589	924	227.0	132.0	3405	1980

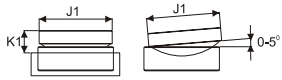

缸底墊塊底座螺孔 Steel Base Plate Mounting Holes			
型號-能力 Cylinder Model/ Capacity (tons)	底座孔距 Bolt Circle U (mm)	底座螺紋 Thread V (mm)	螺紋深度 Thread Depth Z (mm)
RSAR-50	110	M6	12
RSAR-100	165	M6	12
RSAR-150	200	M6	12

*含缸底墊塊高6mm *Including Base Plate Height of 6mm.
*4缸底墊塊螺栓:M6x1.0x0.24 *4 base plate bolts:M6X1.0X0.24

選配螺栓式傾斜墊塊尺寸 Optional Bolt Tilt Saddle Dimensions (mm)			
油壓缸型號-能力 Cylinder Model/Cap. (tons)	墊塊型號 Model Number	墊塊尺寸 Saddle Diameter J1	墊塊突出高度 Saddle Protrusion from Base K1
RSAR-50	XKCATRSAC-50	50.0	25.9
RSAR-100	XKCATRSAC-100	91.2	33.0
RSAR-150	XKCATRSAC-150	118.1	37.0

本身高 Collapsed Height A (mm)	伸長總高 Extended Height B (mm)	外 徑 Outside Diam. D (mm)	內 徑 Cylinder Bore Diam. E (mm)	主軸直徑 Plunger Diam. F (mm)	底部前進油孔位置 Base to Adv. Port H (mm)	頂部回油油孔位置 Top to Retract Port I (mm)	墊塊直徑 Saddle Diam. J (mm)	凸出高度 Saddle Protrusion from Plngr. K (mm)	重 量 Weight (kg)
201	251	145	95	75	30	56	50	3	11.1
251	351	145	95	75	30	56	50	3	12.7
301	451	145	95	75	30	56	50	3	14.3
301	401	185	135	90	43	80	94	3	19.3
351	501	185	135	90	43	80	94	3	22.2
401	601	185	135	90	43	80	94	3	25.1
348	498	230	170	110	38	75	113	3	33.2

RSACHSeries

Capacity:
20-100 ton

Stroke:
50-250 mm

Maximum Operating Pressure:
700 bar

RSACH 液壓單動中空，鋁合金千斤頂

- 鋁合設計，質輕易攜帶。
- 7075-T6鋁合金材質，能以最小重量承最大能力。
- 墊塊及缸底墊塊預防荷重的危險。
- 主軸及缸壁內外陽極處理防損耐磨且延長使用壽命。
- 強力彈簧加速主軸回縮速度。
- 特殊軟質環設計，防止主軸偏心荷載；避免磨耗刮傷油缸。
- 多層油封設計，預防金屬材質間互相磨擦，防止側向荷載受損。
- 上螺帽保護主軸超揚昇。
- 缸底墊塊、提把及鞍座均可拆卸，可在空間受限時拆除使用。
- 各型號均含SQB-3/8UF快速接頭及防塵蓋。
- 外表雷射刻字。

Single-Acting, Hollow Plunger Aluminum Cylinders

※Lightweight, aluminum design for maximum portability.
※7075-T6 Aluminum alloy components for maximum strength and minimum weight.
※Steel base plate and saddle for protection against piston rod damage.
※Anodizing treatment plunger, surfaces and inner of barrel resists damage and extends cylinder life.
※Maximum sized springs speed piston return and increase spring life.
※Special soft ring reduces wear caused by off-center loads.
※Composite bearings prevent metal-to-metal contact, increasing cylinder life and resistance to side-load.
※Stop ring for piston blow-out protection.
※Removable hardened saddle , handle and steel baseplate, which can be removed to use in limit space.
※All cylinders are equipped with SQB-3/8UF female coupler & dust cap.
※Laser carve on surface.

墊塊/鞍座 Saddle

RSACH-系列 均配有高硬度外牙中空平墊塊。
RSACH-Series are equipped with bolt-on hardened removable steel hollow saddle.

缸底墊塊 Steel Base Plate

- 缸底墊塊作用於保護油壓缸底座免於損壞；不可任意移除。
- 千萬不要使用這些螺孔來安裝其他配件或設備在油壓缸上。

※ Do not remove steel base plate in order to protect the cylinder base.
※ No attachment to be used on base holes of the Aluminum cylinders.

鋁 VS.鋼性質說明
Aluminum vs. Steel characteristic

- 鋁和鋼材的不同，在於鋁具較低的金屬疲乏。意即鋁合金油壓缸不適用於高重覆性使用。

※Due to different steel & Aluminum characteristics , it is strongly recommended not to be used for high-cycle applications

提把型式 Handle type
(S)：標準配件 standard equipped
(O)：選配 option
● 焊提把 Weldable
★ 吊環螺栓 Eyebolt
▲ 活動提把 Removable strap handles
■ 螺牙式活動提把 Thread

提把型式 Handle type (S)	型號 Model Number
■	RSACH-202
■	RSACH-206
■	RSACH-302
■	RSACH-306
■	RSACH-3010
■	RSACH-604
■	RSACH-606
■	RSACH-1003
■	RSACH-1006

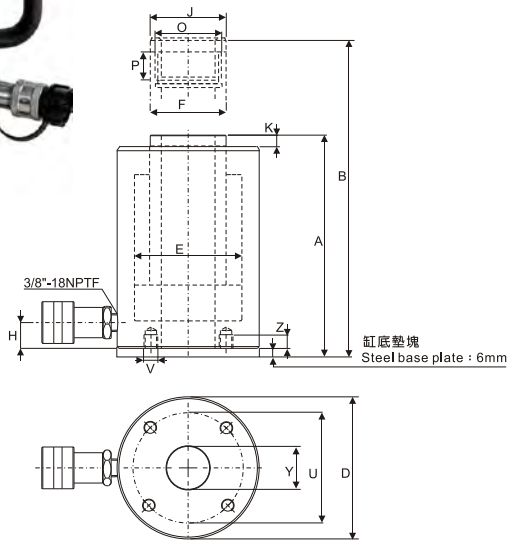

缸底墊塊底座螺孔 Steel Base Plate Mounting Holes			
型號-能力 Cylmmder Model/ Capacity (ton)	底座孔距 Bolt Circle U (mm)	底座螺紋 Thread V (mm)	螺紋深度 Thread Depth Z (mm)
RSACH-20	80.0	M6	12
RSACH-30	110.0	M6	12
RSACH-60	160.0	M6	12
RSACH-100	230.0	M6	12

*含缸底墊塊高 6mm *Including Base Plate Height of 6mm.
*4缸底墊塊螺栓:M6x1.0x0.24 *4 base plate bolts:M6X1.0X0.24

缸底墊塊前底座螺孔圖示
This drawing show the base mounting holes of barrel before setting steel base plate.

外部尺寸 Outer Dimension													
能 力 Cyl. Cap. ton(kN)	揚 程 Stroke (mm)	受壓面積 Cyl. Effective Area (cm^2)	使用油量 Oil Cap. (cm^3)	本身高 Coll. Ht. A (mm)	伸長總高 Ext. Ht. B (mm)	外 徑 Out. Diam. D (mm)	內 徑 Cyl. Bore Diam. E (mm)	主軸直徑 Pingr. Diam. F (mm)	底部前進油孔位置 Base to Advance Port H (mm)	墊塊直徑 Saddle Diam. J (mm)	凸出高度 Saddle Protr. from Pingr. K (mm)	中孔直徑 Center Hole Diam. Y (mm)	總 重 Wt. (Kg)
20 (229)	50.0	32.7	163.7	188	238	100	75	55	29.0	55	10.0	27	5.2
	150.0	32.7	491.0	315	465	100	75	55	29.0	55	10.0	27	7.1
30 (358)	50.0	51.1	255.7	208	258	130	95	70	29.0	70	10.0	34	8.0
	150.0	51.1	767.0	333	483	130	95	70	29.0	70	10.0	34	11.2
	254.0	51.1	1298.9	457	711	130	95	70	29.0	70	10.0	34	13.7
60 (596)	100.0	84.7	847.7	315	415	180	130	100	61.2	100	12.0	54	19.5
	150.0	84.7	1271.5	380	530	180	130	100	61.2	100	12.0	54	22.8
100 (1157)	76.0	178.9	1360.0	307	383	250	182	145	51.0	145	14.0	79	44.0
	150.0	178.9	2684.0	391	541	250	182	145	51.0	145	14.0	79	54.5

RSARH Series

Capacity:
30-150 tons

Stroke:
50-254 mm

Maximum Operating Pressure:
700 bar

RSARH 液壓雙動中空，鋁合金千斤頂

- 鋁合設計，質輕易攜帶。
- 7075-T6鋁合金材質，能以最小重量承最大能力。
- 缸底墊塊預防荷重的危險。
- 主軸及缸壁內外陽極處理防損耐磨且延長使用壽命。
- 內置安全洩壓閥防止超壓損壞。
- 特殊軟質環設計，防止主軸偏心荷載；避免磨耗刮傷油缸。
- 多層油封設計，預防金屬材質間互相磨擦，防止側向荷載受損。
- 上螺帽保護主軸超揚昇。
- 缸底墊塊、提把及鞍座均可拆卸，可在空間受限時拆除使用。
- 各型號均含SQB-3/8UF快速接頭及防塵蓋。
- 外表雷射刻字。

Double-Acting, Hollow Plunger Aluminum Cylinders

※Lightweight, aluminum design for maximum portability.
※7075-T6 Aluminum alloy components for maximum strength and minimum weight.
※Steel base plate protection against load-induced damage.
※Anodizing treatment plunger, surfaces and inner of barrel resists damage and extends cylinder life.
※Built-in safety valves protect against over pressurizing.
※Special soft ring reduces wear caused by off-center loads.
※Composite bearings prevent metal-to-metal contact, increasing cylinder life and esistance to side-load.
※Stop ring for piston blow-out protection.
※Removable hardened saddle , handle and steel baseplate, which can be removed to use in limit space.
※SQB-3/8UF coupler and dust cap are included on all models.
※Laser carve on surface.

墊塊/鞍座 Saddle

RSARH-系列 均配有高硬度外牙中空平墊塊。
RSARH-Series are equipped with bolt-on hardened removable steel hollow saddle.

缸底墊塊 Steel Base Plate

- 缸底墊塊作用於保護油壓缸底座免於損壞；不可任意移除。
- 千萬不要使用這些螺孔來安裝其他配件或設備在油壓缸上。

※Do not remove steel plate in order to protect the cylinder base.
※No attachment to be used on base holes of the Aluminum cylinders.

鋁 VS.鋼性質說明
Aluminum vs. Steel characteristic

- 鋁和鋼材的不同，在於鋁具較低的金屬疲乏。意即鋁合金油壓缸不適用於高重覆性使用。

※Due to different steel & Aluminum characteristics , it is strongly recommended not to be used for high-cycle applications

提把型式 Handle type
(S)：標準配件 standard equipped
(O)：選配 option
● 焊提把 Weldable
★ 吊環螺栓 Eyebolt
▲ 活動提把 Removable strap handles
■ 螺牙式活動提把 Thread

提把型式 Handle type (S)	型號 Model Number
■	RSARH-302
■	RSARH-306
■	RSARH-3010
■	RSARH-502
■	RSARH-504
■	RSARH-506
■	RSARH-5010
■	RSARH-1002
■	RSARH-1004
■	RSARH-1006
■	RSARH-10010
■	RSARH-1502
■	RSARH-1506
■	RSARH-15010

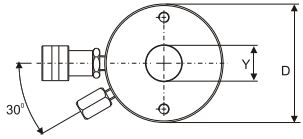

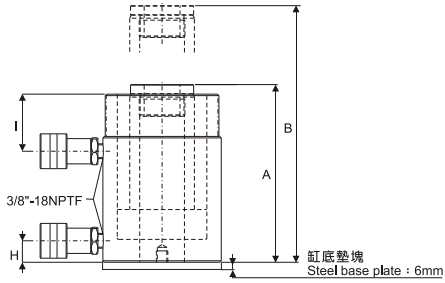

缸底墊塊前底座螺孔圖示
This drawing show the base mounting holes of barrel before setting steel base plate.

外部尺寸 Outer Dimension														
能力 Cylinder Capacity	揚程 Stroke	最大出力 Max. Cylinder capacity		受壓面積 Cylinder Effective Area		使用油量 Oil Capacity		本身高 Min. Height	伸長總高 Ext. Height	外徑 Out. Diam.	底部前進油孔位置 Cyl. Base to Adv. Port	頂部回油油孔位置 Cyl. Top to Return Port	中孔直徑 Center Hole Diam.	重量 Weight
		推 Push	拉 Pull	推 Push	拉 Pull	推 Push	拉 Pull							
ton(kN)	(mm)	(kN)		(cm^2)		(cm^3)		A (mm)	B (mm)	D (mm)	H (mm)	I (mm)	Y (mm)	(kg)
30 (287)	50.00	287	147	41.0	21.0	235.2	106.6	177.8	228.6	139.7	44.45	44.45	38.1	9.08
	152.00	287	147	41.0	21.0	705.5	319.8	279.4	431.8	139.7	44.45	44.45	38.1	12.71
	254.00	287	147	41.0	21.0	1175.9	533.0	381.0	635.0	139.7	44.45	44.45	38.1	15.89
50 (465)	50.00	465	155	66.40	22.12	356.04	112.5	177.8	228.6	190.5	44.45	44.45	53.98	14.98
	102.00	465	155	66.40	22.12	712.42	225.0	228.6	330.2	190.5	44.45	44.45	53.98	18.61
	152.00	465	155	66.40	22.12	1068.6	337.5	279.4	431.8	190.5	44.45	44.45	53.98	22.25
	254.00	465	155	66.40	22.12	1781.0	562.5	381.0	635.0	190.5	44.45	44.45	53.98	29.51
100 (916)	50.00	916	352	130.8	50.31	680.93	255.8	254.0	304.8	279.4	63.5	63.5	88.9	38.59
	102.00	916	352	130.8	50.31	1361.9	511.7	304.8	406.4	279.4	63.5	63.5	88.9	42.22
	152.00	916	352	130.8	50.31	2042.8	767.5	355.6	508.0	279.4	63.5	63.5	88.9	46.31
	254.00	916	352	130.8	50.31	3388.2	1279.2	457.2	711.2	279.4	63.5	63.5	88.9	59.93
150 (1421)	50.00	1421	406	203.0	58.05	1004.7	294.5	254.0	304.8	304.8	63.5	63.5	88.9	49.49
	152.00	1421	406	203.0	58.05	3013.2	1371.1	355.6	508.0	304.8	63.5	63.5	88.9	59.93
	254.00	1421	406	203.0	58.05	5023.3	1473.0	457.2	711.2	304.8	63.5	63.5	88.9	70.82

CSLP Series

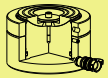

Capacity:
60-520 ton

Stroke:
45-50 mm

Maximum Operating Pressure:
700 bar

CSLP 液壓單動，扁平鎖帽千斤頂

- 扁平設計適用於狹窄空間。
- 主軸及鎖帽特殊處理，防止長時間密合卡死。
- 安全鎖帽可於壓力釋放後維持支撐。
- 傾斜墊塊可減少偏荷載危險。
- 溢油孔可防止超揚程。
- 將到達全揚程時出現紅色警戒線。
- 垂直單動重力回縮。
- 表面粉體塗裝美觀抗腐蝕、防銹。
- 各型號均含SQB-3/8UF快速接頭及防塵蓋。

Single-Acting, Low Height, Lock Nut Cylinder

※Low height design for use in confined space.
※Special coating on thread piston and lock ring to prevent anti-seize over long period of time.
※Safety lock ring for mechanical load support even with hydraulic pressure released.
※Equipped with tilt saddle to minimize off center-load.
※Equipped with overflow port to prevent over stroke.
※Equipped with red indicate line to warn operator when cylinder reach full stroke.
※Load return type-for vertical lifting only.
※Powder coat finish for better corrosion resistance.
※All cylinders are equipped with SQB-3/8UF female coupler & dust cap.

	焊提把 Weldable
	吊環螺栓 Eyebolt
	活動提把 Removable strap handles
	螺牙式活動提把 Thread

提把型式 Handle type
(S)：標準配件 standard equipped
(O)：選配 option
● 焊提把 Weldable
★ 吊環螺栓 Eyebolt
▲ 活動提把 Removable strap handles
■ 螺牙式活動提把 Thread

特殊潤滑處理
Special Lubricant Coating

鎖帽
Lock ring

主軸
Piston

提把型式 Handle type (S)	型號 Model Number	外部尺寸 Outer Dimension 能力 Cylinder Capacity ton (kN)	揚程 Stroke (mm)	受壓面積 Cylinder Effective Area (cm^2)	總油量 Oil Capacity (cm^3)	本身高 Collapsed Height A (mm)	伸長總高 Extended Height (mm)
★	CSLP-602	60 (606)	50	86.6	432	125	175
★	CSLP-1002	100 (1027)	50	146.8	734	137	187
★	CSLP-1602	160 (1619)	45	231.3	1040	148	193
★	CSLP-2002	200 (1999)	45	285.6	1285	155	200
★	CSLP-2502	260 (2567)	45	366.8	1650	159	204
★	CSLP-4002	400 (3916)	45	559.5	2517	178	223
★	CSLP-5002	520 (5114)	45	730.6	3287	192	237

警 告 WARNING

適用於單動,高順位千斤頂
CSLP, CSLL, CSLS 系列
到達揚程極限時，溢流孔流出液壓油。
藉此警告並保護主軸超揚昇。

Apply to Single-acting, High tonnage cyl. CSLP, CSLL and CSLS series
When stroke limit is reached; overflow port ("weep hole") spurt oil to prevents piston from being overextended.

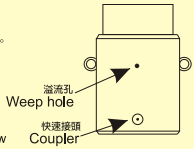

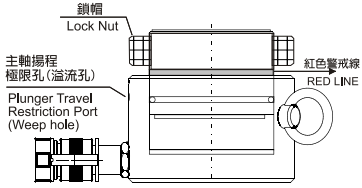

主軸全揚程示意圖
Plunger show at maximum extension



墊塊/鞍座 Saddle
所有 CSLP-系列均配有整體性之傾斜墊塊以預防側荷重之危險。
All CSLP-Series come with tilt saddles to minimize off center-load damage.

高揚程鎖帽千斤頂
Longer Stroke Lock Nut
請參考CSLL-系列。
For lock nut applications that require longer stroke lengths, see CSLL-Series.

控制閥 Control Valve
可搭配例如SV-82類的針閥來控制油壓缸上升和下降的速度 (請參考 SV-系列)
Fitting needle valve such as SV-82 is used to control cylinder speed during lifting and lowering. (See SV-Series)

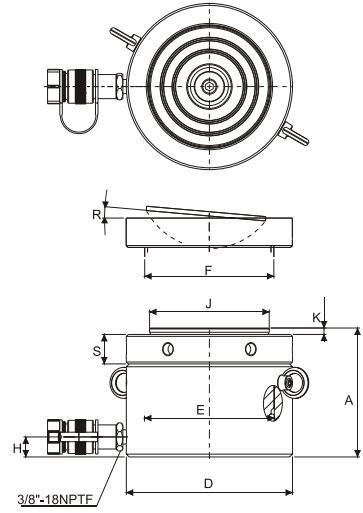

外部尺寸 Outer Dimension								
外 徑 **Outside Diameter** D (mm)	內 徑 **Cyl. Bore Diameter** E (mm)	主軸直徑 **Plunger Diameter** F (mm)	底部前進油孔位置 **Base to Advance Port** H (mm)	墊塊直徑 **Saddle Diameter** J (mm)	凸出高度 **Saddle Protrusion from Plngr.** K (mm)	墊塊最大傾斜角度 **Saddle Max. Tilt Angle** R	鎖帽高度 **Lock Nut Height** S (mm)	重 量 **Weight** (kg)
140	105.0	Tr104X4	19	96	6	5°	28	15
175	136.7	Tr136X6	21	126	8	5°	31	26
220	171.6	Tr171X6	27	160	9	5°	40	44
245	190.7	Tr190X6	30	180	10	5°	43	57
275	216.1	Tr216X6	32	200	11	5°	44	74
350	267.0	Tr266X6	39	250	11	4°	55	134
400	305.0	Tr305X6	48	290	10	3°	62	189

RSC Series

Capacity:
5-100 ton

Stroke:
16-362mm

Maximum Operating Pressure:
700 bar

RSC 液壓單動彈簧回縮，外牙式千斤頂

- 液壓缸外螺牙及底座螺孔便於固定。(詳見規範)
- 主軸內螺牙(5ton~30ton)便於安裝於特製工件或設計。
- 主軸上的銅合金圈可預防偏心荷載所造成的刮傷。
- 主軸硬鉻處理耐磨、抗腐蝕。
- 油缸內壁硬鉻處理，於高濕度氣候更耐磨、抗腐蝕。
- 防塵環減少污染物附著。
- 上螺帽保護主軸超揚昇及全揚程荷載。
- 表面粉體塗裝美觀抗腐蝕、防銹。
- 外螺牙均含保護套。
- 各型號均含SQB-3/8UF快速接頭及防塵蓋。

Single-Acting, Spring return Collar thread Cylinders

※Equip with collar thread and base holes (on most model), for greater flexibility in mounting onto fixture.(see page 16 for details)
※Equip with inner plunger thread (5 ton to 30 ton) for greater flexibility in designing fixture.
※Bronze alloy bearing on plunger to minimize scoring due to off-centre load.
※Hard chrome plated plunger to resists wear and corrosion.
※Inner barrel wall are hard chrome plated to resists wear and corrosion in high humidity atmosphere.
※Equip with wiper seals to prevent ingress of dirt.
※Equip with stop-ring to prevent plunger blow-out and withstands full "Dead-End" load.
※Powder coated finish for greater corrosion protection.
※Equip with plastic cap to protect collar threads.
※Come with SQB-3/8UF female coupler & dust cap.

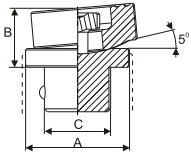

XKCAT-10, 50

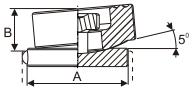

XKCAT-100

選配墊塊尺寸 Optional Saddle Dimensions (mm)				
油壓缸 型號-能力 **Cylinder Model/Cap.** (ton)	型號 樣式：傾斜墊塊 **Model Number Type : Tilt**	A	B	C
RSC-10 , RSC-15 Except RSC-101	**XKCAT-10**	35	20	22
RSC-25 , RSC-30	**XKCAT-50**	50	21	35
RSC-50 , RSC-75 RSC-100	**XKCAT-100**	71	24	-

墊塊/鞍座 Saddle

RSC-系列 均配有高硬度可移除式溝槽墊塊於起重時具防滑作用。偏心起重時請選用傾斜墊塊。

RSC-Series are equipped with hardened removable "Ribbed saddles" to prevent slippage during jacking.
For off-center loading application, see optional tilting saddle.

提把型式 Handle type
(S)：標準配件 standard equipped
(O)：選配 option
● 焊提把 Weldable
★ 吊環螺栓Eyebolt
▲ 活動提把Removable strap handles
■ 螺牙式活動提把 Thread

RSC-25噸 復軌實例應用
RSC-25 ton rail way application

RSC & 泵浦特殊訂製
RSC& Pump -specific purpose

快速規範 QUICK SELECTION CHART

提把型式 Handle type (O)	(S)	型號 Model Number	能力 Cylinder Capacity ton (kN)	揚程 Stroke (mm)	受壓面積 Cylinder Effective Area (cm^2)	總油量 Oil Capacity (cm^3)	本身高 Collapsed Height A (mm)	主軸內牙 Plunger internal Thread O (in)	重量 Weight (kg)
		RSC-50	5 (45)	16	6.5	10	41	—*	1.0
		RSC-51		25	6.5	16	110	3/4"-16	1.0
		RSC-53		76	6.5	50	165	3/4"-16	1.5
		RSC-55		127	6.5	83	215	3/4"-16	1.9
		RSC-57		177	6.5	115	273	3/4"-16	2.4
		RSC-59		232	6.5	151	323	3/4"-16	2.8
		RSC-101	10 (101)	26	14.5	38	89	#10-24UN	1.8
		RSC-102		54	14.5	78	121	1"-8	2.3
		RSC-104		105	14.5	152	171	1"-8	3.3
		RSC-106		156	14.5	226	247	1"-8	4.4
		RSC-108		203	14.5	294	298	1"-8	5.4
		RSC-1010		257	14.5	373	349	1"-8	6.4
		RSC-1012		304	14.5	441	400	1"-8	6.8
		RSC-1014		356	14.5	516	450	1"-8	8.2
		RSC-151	15 (142)	25	20.3	51	124	1"-8	3.3
		RSC-152		51	20.3	104	149	1"-8	4.1
		RSC-154		101	20.3	205	200	1"-8	5.0
		RSC-156		152	20.3	308	271	1"-8	6.8
		RSC-158		203	20.3	411	322	1"-8	8.2
		RSC-1510		254	20.3	516	373	1"-8	9.5
		RSC-1512		305	20.3	619	423	1"-8	10.9
		RSC-1514		356	20.3	723	474	1"-8	11.8
		RSC-251	25 (232)	26	33.2	86	139	1 1/2"-16	5.9
		RSC-252		50	33.2	166	165	1 1/2"-16	6.4
		RSC-254		102	33.2	339	215	1 1/2"-16	8.2
		RSC-256		158	33.2	525	273	1 1/2"-16	10.0
		RSC-258		210	33.2	697	323	1 1/2"-16	12.2
		RSC-2510		261	33.2	867	374	1 1/2"-16	14.1
		RSC-2512		311	33.2	1033	425	1 1/2"-16	16.3
		RSC-2514		362	33.2	1202	476	1 1/2"-16	17.7
		RSC-308	30(295)	209	42.1	880	387	—	18.1
		RSC-502	50 (498)	51	71.2	362	176	—	15.0
	■	RSC-504		101	71.2	719	227	—	19.1
	■	RSC-506		159	71.2	1131	282	—	23.1
	▲	RSC-5013		337	71.2	2399	460	—	37.6
	▲	RSC-756	75 (718)	156	102.6	1601	285	—	29.5
	▲	RSC-7513		333	102.6	3417	492	—	59.0
▲	●	RSC-1004	100 (933)	102	133.3	1355	204	—	33.1
▲	★	RSC-1006		168	133.3	2239	357	—	59.0
▲	★	RSC-1008		203	133.3	2709	357	—	59.0
▲	★	RSC-10010		260	133.3	3466	449	—	72.6

*RSC-50油壓缸具不可拆卸溝槽墊塊且無外螺牙
RSC-50 cylinder has non-removable grooved saddle and no collar thread.

型號 Model Number	外部尺寸 Outer Dimension											
	能力 Cylinder Capacity ton(kN)	揚程 Stroke (mm)	受壓面積 Cylinder Effective Area (cm^2)	總油量 Oil Capacity (cm^3)	本身高 Collapsed Height A (mm)	伸長總高 Extended Height (mm)	外徑 Outside Diam. D (mm)	內徑 Cylinder Bore Diam. E (mm)	主軸直徑 Plunger Diam. F (mm)	底部前進油孔位置 Base to Adv. Port H (mm)	墊塊直徑 Saddle Diam. J (mm)	突出高度 Saddle Protrusion from Plngr. K (mm)
RSC-50	5 (45)	16	6.5	10	41	57	58	28.7	25.4	19	—*	—*
RSC-51		25	6.5	16	110	135	38	28.7	25.4	19	25	6
RSC-53		76	6.5	50	165	241	38	28.7	25.4	19	25	6
RSC-55		127	6.5	83	215	342	38	28.7	25.4	19	25	6
RSC-57		177	6.5	115	273	450	38	28.7	25.4	19	25	6
RSC-59		232	6.5	151	323	555	38	28.7	25.4	19	25	6
RSC-101	10 (101)	26	14.5	38	89	115	57	42.9	38.1	19	—	—
RSC-102		54	14.5	78	121	175	57	42.9	38.1	19	35	6
RSC-104		105	14.5	152	171	276	57	42.9	38.1	19	35	6
RSC-106		156	14.5	226	247	403	57	42.9	38.1	19	35	6
RSC-108		203	14.5	294	298	501	57	42.9	38.1	19	35	6
RSC-1010		257	14.5	373	349	606	57	42.9	38.1	19	35	6
RSC-1012		304	14.5	441	400	704	57	42.9	38.1	19	35	6
RSC-1014		356	14.5	516	450	806	57	42.9	38.1	19	35	6
RSC-151	15 (142)	25	20.3	51	124	149	69	50.8	41.4	19	38	9
RSC-152		51	20.3	104	149	200	69	50.8	41.4	19	38	9
RSC-154		101	20.3	205	200	301	69	50.8	41.4	19	38	9
RSC-156		152	20.3	308	271	423	69	50.8	41.4	25	38	9
RSC-158		203	20.3	411	322	525	69	50.8	41.4	25	38	9
RSC-1510		254	20.3	516	373	627	69	50.8	41.4	25	38	9
RSC-1512		305	20.3	619	423	728	69	50.8	41.4	25	38	9
RSC-1514		356	20.3	723	474	830	69	50.8	41.4	25	38	9
RSC-251	25 (232)	26	33.2	86	139	165	85	65.0	57.2	25	50	10
RSC-252		50	33.2	166	165	215	85	65.0	57.2	25	50	10
RSC-254		102	33.2	339	215	317	85	65.0	57.2	25	50	10
RSC-256		158	33.2	525	273	431	85	65.0	57.2	25	50	10
RSC-258		210	33.2	697	323	533	85	65.0	57.2	25	50	10
RSC-2510		261	33.2	867	374	635	85	65.0	57.2	25	50	10
RSC-2512		311	33.2	1033	425	736	85	65.0	57.2	25	50	10
RSC-2514		362	33.2	1202	476	838	85	65.0	57.2	25	50	10
RSC-308	30(295)	209	42.1	880	387	596	101	73.2	57.2	57	50	10
RSC-502	50 (498)	51	71.2	362	176	227	127	95.2	79.5	33	71	2
RSC-504		101	71.2	719	227	328	127	95.2	79.5	33	71	2
RSC-506		159	71.2	1131	282	441	127	95.2	79.5	35	71	2
RSC-5013		337	71.2	2399	460	797	127	95.2	79.5	35	71	2
RSC-756	75 (718)	156	102.6	1601	285	441	146	114.3	95.2	30	71	5
RSC-7513		333	102.6	3417	492	825	146	114.3	95.2	30	71	5
RSC-1004	100 (933)	102	133.3	1355	204	306	177	130.3	104.9	41	71	2
RSC-1006		168	133.3	2239	357	525	177	130.3	104.9	41	71	2
RSC-1008		203	133.3	2709	357	576	177	130.3	104.9	41	71	2
RSC-10010		260	133.3	3466	449	709	177	130.3	104.9	41	71	2

*RSC-50油壓缸具不可拆卸溝槽墊塊且無外螺牙
RSC-50 cylinder has non-removable grooved saddle and no collar thread.

型 號 Model Number	牙紋尺寸 Threads Dimension				底座螺孔 Base Mounting Holes			重 量 Wt.
	主軸內牙 Plunger Internal Thread O (in)	內牙深度 Plunger Thread Length P (mm)	油缸外牙 Collar Thread W (in)	外牙長度 Collar Thread Length X (mm)	底座孔距 Bolt Circle U (mm)	底座螺紋 Thread V (in)	螺紋深度 Thread Depth Z (mm)	(kg)
RSC-50	—*	—*	—	—	28	5.6mm	—	1.0
RSC-51	3/4"-16	14	1 1/2"-16	28	25	1/4"-20UN	14	1.0
RSC-53	3/4"-16	14	1 1/2"-16	28	25	1/4"-20UN	14	1.5
RSC-55	3/4"-16	14	1 1/2"-16	28	25	1/4"-20UN	14	1.9
RSC-57	3/4"-16	16	1 1/2"-16	28	25	1/4"-20UN	14	2.4
RSC-59	3/4"-16	16	1 1/2"-16	28	25	1/4"-20UN	14	2.8
RSC-101	#10-24UN	6	2 1/4"-14	26	39	5/16"-18UN	12	1.8
RSC-102	1"-8	19	2 1/4"-14	26	39	5/16"-18UN	12	2.3
RSC-104	1"-8	19	2 1/4"-14	26	39	5/16"-18UN	12	3.3
RSC-106	1"-8	19	2 1/4"-14	26	39	5/16"-18UN	12	4.4
RSC-108	1"-8	19	2 1/4"-14	26	39	5/16"-18UN	12	5.4
RSC-1010	1"-8	19	2 1/4"-14	26	39	5/16"-18UN	12	6.4
RSC-1012	1"-8	19	2 1/4"-14	26	39	5/16"-18UN	12	6.8
RSC-1014	1"-8	19	2 1/4"-14	26	39	5/16"-18UN	12	8.2
RSC-151	1"-8	25	2 3/4"-16	30	47	3/8"-16UN	12	3.3
RSC-152	1"-8	25	2 3/4"-16	30	47	3/8"-16UN	12	4.1
RSC-154	1"-8	25	2 3/4"-16	30	47	3/8"-16UN	12	5.0
RSC-156	1"-8	25	2 3/4"-16	30	47	3/8"-16UN	12	6.8
RSC-158	1"-8	25	2 3/4"-16	30	47	3/8"-16UN	12	8.2
RSC-1510	1"-8	25	2 3/4"-16	30	47	3/8"-16UN	12	9.5
RSC-1512	1"-8	25	2 3/4"-16	30	47	3/8"-16UN	12	10.9
RSC-1514	1"-8	25	2 3/4"-16	30	47	3/8"-16UN	12	11.8
RSC-251	1 1/2"-16	25	3 5/16"-12	49	58	1/2"-13UN	19	5.9
RSC-252	1 1/2"-16	25	3 5/16"-12	49	58	1/2"-13UN	19	6.4
RSC-254	1 1/2"-16	25	3 5/16"-12	49	58	1/2"-13UN	19	8.2
RSC-256	1 1/2"-16	25	3 5/16"-12	49	58	1/2"-13UN	19	10.0
RSC-258	1 1/2"-16	25	3 5/16"-12	49	58	1/2"-13UN	19	12.2
RSC-2510	1 1/2"-16	25	3 5/16"-12	49	58	1/2"-13UN	19	14.1
RSC-2512	1 1/2"-16	25	3 5/16"-12	49	58	1/2"-13UN	19	16.3
RSC-2514	1 1/2"-16	25	3 5/16"-12	49	58	1/2"-13UN	19	17.7
RSC-308	1 1/2"-16	25	3 5/16"-12	49	—	—	—	18.1
RSC-502	—	—	5"-12	55	95	1/2"-13UN	19	15.0
RSC-504	—	—	5"-12	55	95	1/2"-13UN	19	19.1
RSC-506	—	—	5"-12	55	95	1/2"-13UN	19	23.1
RSC-5013	—	—	5"-12	55	95	1/2"-13UN	19	37.6
RSC-756	—	—	5 3/4"-12	44	—	—	—	29.5
RSC-7513	—	—	5 3/4"-12	44	—	—	—	59.0
RSC-1004	—	—	6 7/8"-12	44	—	—	—	33.1
RSC-1006	—	—	6 7/8"-12	44	139	3/4"-10UN	25	59.0
RSC-1008	—	—	6 7/8"-12	44	139	3/4"-10UN	25	59.0
RSC-10010	—	—	6 7/8"-12	44	139	3/4"-10UN	25	72.6

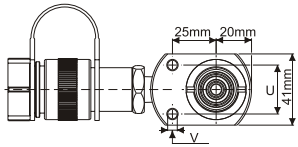

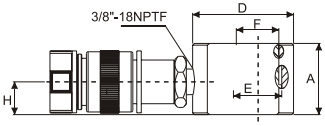

RSC-50

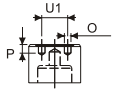

RSC-101 only
U1=19mm

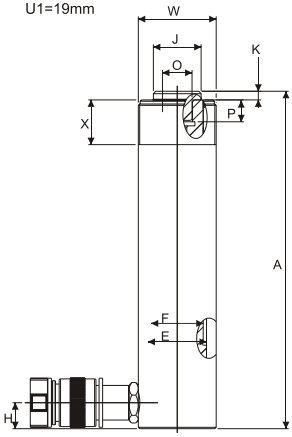

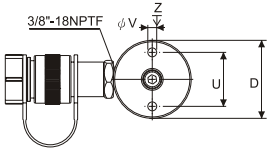

RSC-51 to RSC-5013 models
(see page16)

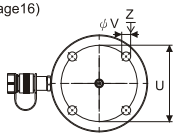

RSC-1006 and RSC-10010 models

RSSM Series

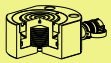

Capacity:
5-150 ton

Stroke:
6-16 mm

Maximum Operating Pressure:
700 bar

RSSM 液壓單動，超薄型千斤頂

- 扁平設計適用於窄小空間作業需求。
- 底座螺孔便於固定。
- 溝槽式主軸表面，不需加裝墊塊。
- 主軸及液壓缸內壁硬鎘處理耐磨、抗腐蝕。
- 強力彈簧加速主軸回縮速度。
- 防塵環減少污染物附著。
- 上螺帽保護主軸超揚昇。
- 表面粉體塗裝美觀抗腐蝕、防銹。
- 各型號均含SQB-3/8UF快速接頭及防塵蓋。

Single-Acting, Low Height, Flat Cylinders

※Compact and flat design for use where in a narrow space.
※Mounting holes permit easy fixturing.
※Grooved plunger ends require no saddle.
※Hard chrome plated plunger and inner of barrel resists wear and corrosion.
※Maximum sized springs speed piston return and increase spring life.
※Plunger wiper reduces contaminant.
※Stop ring for piston blow-out protection.
※Powder coat finish for increased corrosion resistance and antirust.
※Come with SQB-3/8UF female coupler & dust cap.

RSSM-50
- RSSM-50搭配SQB-3/8UF快速接頭。

※ RSSM-50 is fitting with a SQB-3/8UF.

焊提把 Weldable	
吊環螺栓 Eyebolt	
活動提把 Removable strap handles	
螺牙式活動提把 Thread	

提把型式 Handle type
(S)：標準配件 standard equipped
(O)：選配 option
● 焊提把 Weldable
★ 吊環螺栓 Eyebolt
▲ 活動提把 Removable strap handles
■ 螺牙式活動提把 Thread

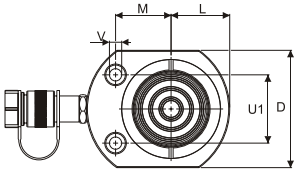

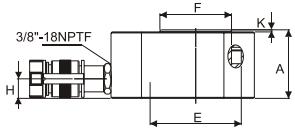

提把型式 Handle type (S)	型號 Model Number	外部尺寸 Outer Dimension 能力 Cylinder Capacity ton(kN)	揚程 Stroke (mm)	受壓面積 Cylinder Effective Area (cm^2)	總油量 Oil Cap. (cm^3)	本身高 Collapsed Height A (mm)	伸長總高 Extended Height (mm)
	RSSM-50	5 (45)	6	6.5	4	32	38
	RSSM-100	10 (101)	12	14.5	18	43	54
	RSSM-200	20 (201)	11	28.7	32	51	62
	RSSM-300	30 (295)	13	42.1	55	58	71
	RSSM-500	45 (435)	16	62.1	99	66	82
●	RSSM-750	75 (718)	16	102.6	164	79	95
●	RSSM-1000	90 (887)	16	126.7	203	85	101
●	RSSM-1500	150 (1386)	16	198.1	317	100	116

型號 Model Number	外部尺寸 Outer Dimension 外徑 Outside Diameter D (mm)	內徑 Cylinder Bore Diam. E (mm)	主軸直徑 Plunger Diam. F (mm)	底部前進油孔位置 Base to Adv. Port H (mm)	凸出高度 Plunger Protrusion from Base K (mm)	偏心位置 Plunger to Base L (mm)	魚眼位置 Plunger to Mtg. Hole M (mm)	總重 Weight (kg)	底座孔徑 Base Mounting Hole 魚眼孔距 Hole Pitch. U1(mm)	孔徑 Hole Diam. V(mm)	魚眼 Counter Bore Diam. (mm)	魚眼深度 Counter Bore Depth (mm)
RSSM-50	58 x 41	28.7	25.4	16	1	20	22	1.0	28.5	5.5	7.9	4.3
RSSM-100	82 x 55	42.9	38.1	19	1	27	34	1.4	36.6	7.1	10.7	7.9
RSSM-200	101x 76	60.5	50.8	19	1	39	39	3.1	49.3	10.0	15.1	9.9
RSSM-300	117 x 95	73.2	63.4	19	2	47	44	4.5	52.3	10.0	15.9	11.2
RSSM-500	140 x 114	88.9	69.8	19	2	57	53	6.8	66.5	11.9	19.0	12.7
RSSM-750	165 x 139	114.3	82.6	19	2	69	66	11.3	76.2	13.5	20.6	14.2
RSSM-1000	178 x 153	127.0	92.2	19	2	76	74	14.5	76.2	13.5	20.6	14.2
RSSM-1500	215 x 190	158.8	114.3	23	2	95	82	26.3	117.3	13.5	20.6	14.2

RSSM 系列配件

- 強力磁力組合成多樣性高度。
- 適用底矮型空間作業增加高度時使用。

RSSM series Accessories

※Various height magnetic adapters.
※Perfect for low clearance areas needing a little height boost.

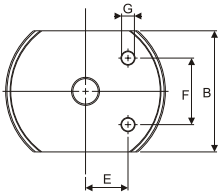

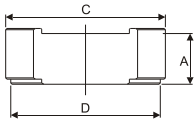

最大操作壓力10000psi/ 700bar
Maximum working pressure 10000psi/ 700bar

型號 Model No.	油缸型號 Cylinder Model	油缸高度 Cylinder Height		墊塊尺寸 Adapter Dimension								重量 Weight
				A		B	C	D	E	F	G	
		(in)	(mm)	(in)	(mm)	(in/mm)	(in/mm)	(in/mm)	(in/mm)	(in/mm)	(in/mm)	(kg)
XKRSSM5-6	RSSM-50	1.25	32.0	0.1	3.4	1.6 / 41.4	2.5 / 64.7	2.3 / 58.7	0.5 / 13.6	1.1 / 28.5	0.2 / 5.1	0.1
XKRSSM5-12				0.5	12.7							0.2
XKRSSM5-25				1.0	25.4							0.5
XKRSSM5-31				1.3	31.8							0.6
XKRSSM10-9	RSSM-100	1.69	43.0	0.4	9.9	2.2 / 55.6	3.6 / 90.6	3.3 / 82.6	0.8 / 20.5	1.4 / 36.6	0.3 / 7.1	0.3
XKRSSM10-20				0.8	20.0							0.7
XKRSSM10-39				1.6	39.9							1.4
XKRSSM20-9	RSSM-200	2.00	51.0	0.4	9.9	3.0 / 76.2	4.3 / 109.6	4.0 / 101.6	1.1 / 28.4	1.9 / 49.3	0.4 / 10.1	0.6
XKRSSM20-20				0.8	20.0							1.1
XKRSSM20-39				1.6	39.9							2.2
XKRSSM30-9	RSSM-300	2.28	58.0	0.4	9.9	3.8 / 95.3	4.9 / 125.6	4.6 / 117.6	1.3 / 33.4	2.1 / 52.3	0.4 / 10.1	0.8
XKRSSM30-20				0.8	20.0							1.6
XKRSSM30-39				1.6	39.9							3.2

油/液壓缸-動力單元(泵)組合
建議您基本安裝包含油壓缸、公/母快速接頭、油管、壓力錶、壓力錶接頭及驅動泵浦。
相關技術諮詢請和就近的SUN RUN服務中心取得連繫。

Hydraulic Cylinder and Pump Sets
Basic system set-up include cylinder, male/female coupler, hose, pressure gauge, gauge accessories and pump.
Please connect SUN RUN office nearest to you for advice and technical assistance in the layout of your ideal.

控制閥 Control Valve
可搭配例如SV-82類的針閥來控制油壓缸上升和下降的速度 (請參考 SV-系列)
Fitting needle valve such as SV-82 is used to control cylinder speed during lifting and lowering. (See SV-Series)

RSCS Series

Capacity:
10-90 ton

Stroke:
38-62 mm

Maximum Operating Pressure:
700 bar

RSCS 液壓單動，低型千斤頂

- 質輕且基體低，但揚程要求較RSSM高時，適用此系列。
- 溝槽式主軸表面具螺牙孔便於安裝傾斜墊塊(選配)。
- 主軸及液壓缸內壁硬鉻處理耐磨、抗腐蝕。
- 強力彈簧加速主軸回縮速度。
- 防塵環減少污染物附著。
- 上螺帽保護主軸超揚昇。
- 表面粉體塗裝美觀抗腐蝕、防銹。
- 各型號均含SQB-3/8UF快速接頭及防塵蓋。

Single-Acting, Low Height Cylinders

※Lightweight, low profile design for use in confined spaces ,but stroke higher than RSSM.
※Grooved plunger end with threaded holes for mounting tilt saddles.
※Hard chrome plated plunger and inner of barrel resists wear and corrosion.
※Maximum sized springs speed piston return and increase spring life.
※Plunger wiper reduces contaminant.
※Stop ring for piston blow-out protection.
※Powder coat finish for increased corrosion resistance and antirust.
※SQB-3/8UF coupler and dust cap are included on all models.

RSCS-502 捷運系統同步實例應用
RSCS-502 Rapid transit system
Synchronous Lift application

油/液壓缸-動力單元(泵)組合
建議您基本安裝包含油壓缸、公/母快速接頭、油管、壓力錶、壓力錶接頭及驅動泵浦。
相關技術諮詢請和就近的SUN RUN服務中心取得連繫。

Hydraulic Cylinder and Pump Sets
Basic system set-up include cylinder, male/female coupler, hose, pressure gauge, gauge accessories and pump.
Please connect SUN RUN office nearest to you for advice and technical assistance in the layout of your ideal.

控制閥 Control Valve
可搭配例如SV-82類的針閥來控制油壓缸上升和下降的速度 (請參考 SV-系列)
Fitting needle valve such as SV-82 is used to control cylinder speed during lifting and lowering. (See SV-Series)

選配傾斜墊塊/鞍座 Opt Tilt Saddle
RSCS-系列 均有主軸螺紋孔便於安裝傾斜墊塊。
All RSCS-Series has plunger mounting holes for installation of tilt saddles.

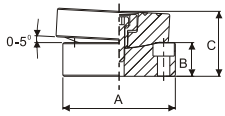

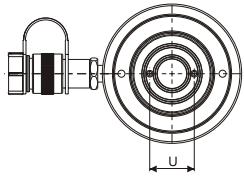

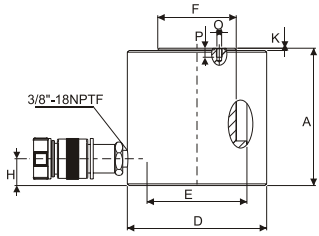

選配螺栓傾斜墊塊尺寸 Optional Bolt Tilt Saddle Dimensions (mm)				
油壓缸 型號-能力 Cylinder Model/Cap. ton(kN)	型 號 Model Number	A	B	*C
RSCS-101	**XKCATRSCS-10**	35	11	21
RSCS-201,302,502	**XKCATRSCS-20**	50	15	29
RSCS-1002	**XKCATRSCS-100**	71	17	35

*C尺寸為墊塊自主軸突出高度均附有底座螺栓
*C dimension equals saddle protrusion from plunger. Mounting screws are included.

提把型式 Handle type (S)	型 號 Model Number	外部尺寸 Outer Dimension 能 力 Cylinder Capacity ton(kN)	揚 程 Stroke (mm)	受壓面積 Cylinder Effective Area (cm^2)	總油量 Oil Capacity (cm^3)
	RSCS-101	10(101)	38	14.5	55
	RSCS-201	20(201)	45	28.7	129
	RSCS-302	30(295)	62	42.1	261
●	**RSCS-502**	45(435)	60	62.1	373
●	**RSCS-1002**	90(887)	57	126.7	722
★	**RSCS-2503**	250(2309)	76.2	329.9	2468

焊提把 Weldable
吊環螺栓 Eyebolt
活動提把 Removable strap handles
螺牙式活動提把 Thread

提把型式 Handle type
(S)：標準配件 standard equipped
(O)：選配 option
● 焊提把 Weldable
★ 吊環螺栓 Eyebolt
▲ 活動提把 Removable strap handles
■ 螺牙式活動提把 Thread

型 號 Model Number	外部尺寸 Outer Dimension 本身高 Collapsed Height A (mm)	伸長總高 Extended Height (mm)	外 徑 Outside Diameter D (mm)	內 徑 Cylinder Bore Diam. E (mm)	主軸直徑 Plunger Diam. F (mm)	底部前進油孔位置 Base to Adv. Port H (mm)	凸出高度 Plunger Protrusion from Base K (mm)	總 重 Wt. (kg)	牙紋尺寸 Threads Dimension 主軸螺紋 Thread O (mm)	螺紋深度 Thread Depth P (mm)	螺紋孔距 Bolt Circle U (mm)
RSCS-101	88	126	69	42.9	38.1	17.5	5	4.1	M4	8	26
RSCS-201	98	143	92	60.5	50.8	17.5	3	5.0	M5	8	39
RSCS-302	117	179	101	73.2	66.5	19	3	6.8	M5	8	39
RSCS-502	122	182	124	88.9	69.8	23	2	10.9	M5	8	39
RSCS-1002	141	198	165	127.0	92.2	31	1	22.7	M8	10	55
RSCS-2503	290	366	257	205.0	139.7	46	5	100.0	-	-	-

RSCH Series

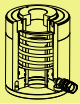

Capacity:
13-95 ton

Stroke:
8-155 mm

Center Hole Diameter:
19.6-79.0 mm

Maximum Operating Pressure:
700 bar

RSCH 液壓單動，中空型千斤頂

- 中空柱塞設計，適用於推力及拉力之應用。
- 低外型、高揚程適用於緊窒空間。
- 液壓缸在最大行程亦能承載最大荷重。
- 外螺牙便於固定且各均附螺牙保護套。
- 特製中空襯管保護主軸及液壓缸內壁增加產品壽命。
- 主軸及液壓缸內壁硬鉻處理耐磨、抗腐蝕。
- 彈簧回縮。
- 防塵環設計可保護活塞、內徑及襯管避免污染。
- 上螺帽保護主軸超揚昇。
- 表面粉體塗裝美觀抗腐蝕、防銹。
- 各型號均含SQB-3/8UF快速接頭及防塵蓋。

Single-Acting, Hollow Plunger Cylinders

※Hollow plunger design allows for pulling and pushing application.
※Low profile and longer strokes fit in the tightest space.
※Withstands full "dead-end" loads.
※Collar threads for easy fixturing and all collar threads have a cap for protection.
※Special center tube protect plunger and inner of cylinder increases product life.
※Hard chrome plated plunger and inner of barrel resists wear and corrosion.
※Spring returing.
※Wiper rings protect the piston,bore & tube from contamination.
※Stop ring for piston blow-out protection.
※Powder coat finish for increased corrosion resistance and antirust.
※Come with SQB-3/8UF female coupler & dust cap.

	焊提把 Weldable
	吊環螺栓 Eyebolt
	活動提把 Removable strap handles
	螺牙式活動提把 Thread

RSCH-120
- RSCH-120附有 1/4 NPT 孔配裝SQB3/8UF快速接頭

※ RSCH-120 includes SQB-3/8UF coupler and has 1/4 NPT port.

提把型式 Handle type
(S)：標準配件 standard equipped
(O)：選配 option
● 焊提把 Weldable
★ 吊環螺栓Eyebolt
▲ 活動提把Removable strap handles
■ 螺牙式活動提把 Thread

提把型式 Handle type (S)	型號 Model Number	能力 Cylinder Capacity ton(kN)	外部尺寸 Outer Dimension 揚程 Stroke (mm)	受壓面積 Cylinder Effective Area (cm^2)	總油量 Oil Cap. (cm^3)	本身高 Collapsed Height A (mm)	伸長總高 Ext. Height (mm)	外徑 Out. Diam. D (mm)	內徑 Cylinder Bore Diam. E (mm)	主軸直徑 Plngr. Diam. F (mm)
	RSCH-120	13(125)	8	17.9	14	55	63	69	54.1	35.1
	RSCH-121		42	17.9	75	120	162	69	54.1	35.1
	RSCH-121A		42	17.9	75	120	162	69	54.1	35.1
	RSCH-1211		42	17.9	75	120	162	69	54.1	35.1
	RSCH-123		76	17.9	136	184	260	69	54.1	35.1
●	RSCH-202	20(215)	49	30.7	150	162	211	98	73.1	54.1
●	RSCH-204		102	30.7	311	242	344	98	73.1	54.1
●	RSCH-206		155	30.7	476	306	461	98	73.1	54.1
●	RSCH-302	30(326)	64	46.6	298	178	242	114	88.9	63.5
●	RSCH-304		102	46.6	473	233	335	114	88.9	63.5
●	RSCH-306		155	46.6	722	330	485	114	88.9	63.5
▲	RSCH-603	60(576)	76	82.3	626	247	323	159	123.9	92.2
▲	RSCH-606		153	82.3	1259	323	476	159	123.9	92.2
▲	RSCH-1003	95(931)	76	133.0	1011	254	330	212	165.1	127.0

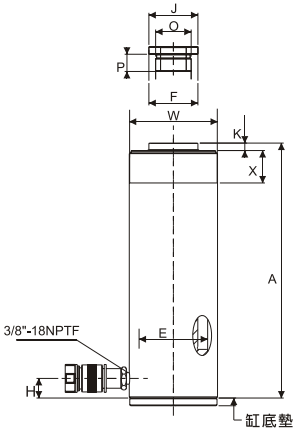

缸底墊塊 Steel baseplate：
12ton serial：8mm
20~30ton serial：10mm
60ton serial：12mm
100ton serial：16mm

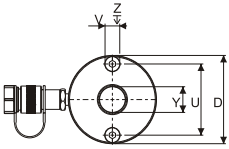

缸底墊塊底座螺孔
This drawing show the base mounting holes of barrel before setting steel base plate.

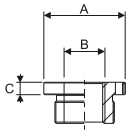

選配熱處理螺牙中孔墊塊 Optional Heat Treated Hollow Saddles				
型號-能力 Cylinder Model/Cap. (ton)	型 號 Model Number	墊塊尺寸 Saddle Dimensions		
		A (mm)	B (in)	C (mm)
RSCH-202,206	**XKHCH-20**	53	1"-8	9
RSCH-302,306	**XKHCH-30**	63	1-1/4"-7	9
RSCH-603,606	**XKHCH-60**	91	1-5/8"-5-1/2	12
RSCH-1003	**XKHCH-100**	126	2-1/2"-8	13

*所有 RSCH系列千斤頂標準配置平滑中孔墊塊 (12噸系列不配置墊塊)
※Smooth hollow saddles are standard on all RSCH series.
(12ton models are not equipped with saddles.)

外部尺寸 Outer Dimension			牙紋尺寸 Threads Dimension				底座螺孔 Base Mounting Holes				
底部前進油孔位置 Cyl. Base to Advance Port H (mm)	墊塊直徑 Saddle Diam. J (mm)	凸出高度 Saddle Protr. from Plngr. K (mm)	主軸內牙 Plunger Internal Thread O (in)	內牙深度 Plunger Thread Length P (mm)	油缸外牙 Collar Thread W (in)	外牙長度 Collar Thread Length X (mm)	中孔直徑 Center Hole Diam. Y (mm)	底孔孔距 Bolt Circle U (mm)	底座螺紋 Thread V (in)	螺紋深度 Thread Depth Z (mm)	總 重 Weight (kg)
9	—	—	3/4"-16UN	16	$2^{3}/_{4}$"-16	30	19.6	50.8	5/16"-18UNC	9.0	1.70
19	—	—	—	—	$2^{3}/_{4}$"-16	30	19.6	50.8	5/16"-18UNC	9.0	3.00
19	—	—	—	—	$2^{3}/_{4}$"-16	30	20.5	50.8	5/16"-18UNC	9.0	3.00
19	—	—	3/4"-16UN	16	$2^{3}/_{4}$"-16	30	19.6	50.8	5/16"-18UNC	9.0	3.00
19	—	—	—	—	$2^{3}/_{4}$"-16	30	19.6	50.8	5/16"-18UNC	12.7	4.60
19	54	6.9	$1^{9}/_{16}$"-16UN	19	$3^{7}/_{8}$"-12	38	26.9	82.6	3/8"-16UNC	9.4	8.20
19	54	6.9	$1^{9}/_{16}$"-16UN	19	$3^{7}/_{8}$"-12	38	26.9	82.6	3/8"-16UNC	9.4	10.50
19	54	6.9	$1^{9}/_{16}$"-16UN	19	$3^{7}/_{8}$"-12	38	26.9	82.6	3/8"-16UNC	9.4	14.60
22	63	9.7	$1^{13}/_{16}$"-16UN	22	$4^{1}/_{2}$"-12	42	33.3	92.2	3/8"-16UNC	14.0	11.55
22	63	9.7	$1^{13}/_{16}$"-16UN	22	$4^{1}/_{2}$"-12	42	33.3	92.2	3/8"-16UNC	14.0	14.75
25	63	9.7	$1^{13}/_{16}$"-16UN	22	$4^{1}/_{2}$"-12	42	33.3	92.2	3/8"-16UNC	14.0	22.45
31	91	12.7	$2^{3}/_{4}$"-16UN	19	$6^{1}/_{4}$"-12	48	53.8	130.3	1/2"-13UNC	14.0	29.70
31	91	12.7	$2^{3}/_{4}$"-16UN	19	$6^{1}/_{4}$"-12	48	53.8	130.3	1/2"-13UNC	14.0	37.00
38	126	12.7	4"-16UN	25	$8^{3}/_{8}$"-12	60	79.0	177.8	5/8"-11UNC	19.0	53.50

RSRH Series

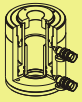

Capacity:
30-145 ton

Stroke:
38-258 mm

Center Hole Diameter:
33.3~79.5 mm

Maximum Operating Pressure:
700 bar

RSRH 液壓雙動，中空型千斤頂

- 中空柱塞設計，適用於推力及拉力之應用。
- 安全閥設計防止超壓損壞。
- 液壓缸在最大行程亦能承載最大荷重。
- 外螺牙便於固定(除RSRH-1001及RSRH-1508)均附螺牙保護套。
- 特製中空襯管保護主軸及液壓缸內壁增加產品壽命。
- 主軸硬鉻處理耐磨防腐蝕。
- 防塵環設計可保護活塞、內徑及襯管避免污染。
- 上螺帽保護主軸超揚昇。
- 表面粉體塗裝美觀抗腐蝕、防銹。
- 各型號均含SQB-3/8UF快速接頭及防塵蓋。

Double-Acting, Hollow Plunger Cylinders

※Hollow plunger design allows for both pull and push forces.
※Relief valves protect against over pressurizing.
※Withstands full "dead-end" loads.
※Collar threads for easy fixturing(Except RSRH-1001 & RSRH-1508) and all collar threads have a cap for protection.
※Special center tube protect plunger and inner of cylinder increases product life.
※Hard chrome plated plunger resists wear and corrosion.
※Wiper rings protect the piston,bore & tube from contamination.
※Stop ring for piston blow-out protection.
※Powder coat finish for increased corrosion resistance and antirust.
※Come with SQB-3/8UF female coupler & dust cap.

	焊提把 Weldable
	吊環螺栓 Eyebolt
	活動提把 Removable strap handles
	螺牙式活動提把 Thread

提把型式 Handle type
(S)：標準配件 standard equipped
(O)：選配 option

● 焊提把 Weldable
★ 吊環螺栓 Eyebolt
▲ 活動提把 Removable strap handles
■ 螺牙式活動提把 Thread

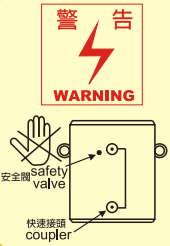

請勿調整安全閥壓力！

適用於雙動千斤頂 RSR, RSRH, CSLRG 系列

大部份的雙動千斤頂安全閥壓力設定值為10000psi(700bar)。
超出原廠設定值時，安全閥會噴出液壓油保護千斤頂。
當安全閥發生漏油狀況時請先檢查快速接頭連接狀況。

Don't adjust safety valve pressure!

Apply to double-acting cylinder RSR, RSRH, CSLRG series

Most double-acting cylinder safety valve pressure setting 10000psi(700bar).
As surpasses the original factory hypothesis pressure safety valve will spurt oil to protect cylinder.
Leaking from safety valve, inspect connection of coupler at first.

液壓泵浦 Pump Selection

雙動液壓千斤頂必須搭配具 4 口閥門的液壓泵浦。

A double-acting cylinder must be powered by a pump with a 4-way valve.

提把型式 Handle type (S)	型號 Model Number	外部尺寸 Outer Dimension: 能力 Cylinder Capacity ton(kN)	揚程 Stroke (mm)	最大出力 Max. Cylinder Capacity 推 Push (kN)	最大出力 拉 Pull (kN)	受壓面積 Cylinder Effective Area 推 Push (cm^2)	受壓面積 拉 Pull (cm^2)	總油量 Oil Capacity 推 Push (cm^3)	總油量 拉 Pull (cm^3)	本身高 Coll. Height A (mm)	伸長總高 Ext. Height (mm)	外徑 Out. Diam. D (mm)
▲	RSRH-307	30(326)	178	326	213	46.6	30.4	829	541	330	508	114
▲	RSRH-3010		258	326	213	46.6	30.4	1202	784	431	689	114
▲	RSRH-603	60(576)	96	576	380	82.3	54.2	733	482	247	343	159
▲	RSRH-606		166	576	380	82.3	54.2	1366	900	323	489	159
▲	RSRH-6010		257	576	380	82.3	54.2	2115	1393	438	695	159
▲	RSRH-1001	95(931)	38	931	612	133.0	87.4	505	333	165	203	212
▲	RSRH-1003		76	931	612	133.0	87.4	1011	666	254	330	212
▲	RSRH-1006		153	931	612	133.0	87.4	2035	1337	342	495	212
▲	RSRH-10010		257	931	612	133.0	87.4	3420	2246	460	717	212
▲	RSRH-1508	145(1429)	203	1429	718	204.1	102.6	4144	2083	349	552	247

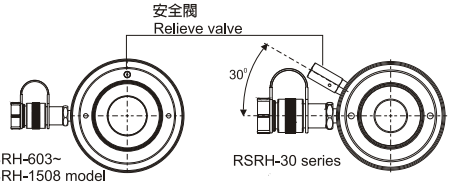

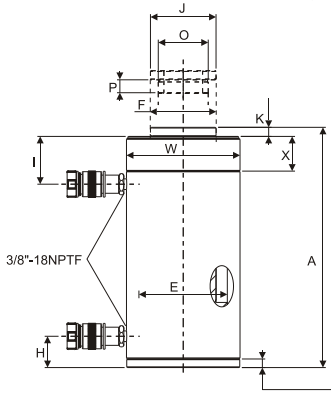

缸底墊塊 Steel baseplate：
12ton serial：8mm
20~30ton serial：10mm
60ton serial：12mm
100ton serial：16mm

RSRH-606

RSRH-1006

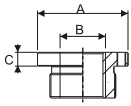

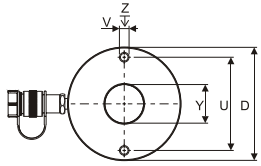

缸底墊塊前底座螺孔圖示
This drawing show the base mounting holes of barrel before setting steel base plate.

選配螺牙中孔墊塊 Optional Heat Treated Hollow Saddles				
油壓缸 型號 / 能力 Cylinder Model/Cap. ton(kN)	型 號 Model Number	墊塊尺寸 Saddle Dimensions A (mm)	B (in)	C (mm)
RSRH-307,3010	**XKHCH-30**	63	1-1/4"-7	9
RSRH-603,606,6010	**XKHCH-60**	91	1-5/8"-5-1/2	12
RSRH-1001,1003 1006,10010	**XKHCH-100**	126	2-1/2"-8	13

※ 所有 RSRH系列千斤頂標準配置平滑中孔墊塊
※ Smooth hollow saddles are standard on all RSRH series.

外部尺寸 Outer Dimension						牙紋尺寸 Threads Dimension					底座螺孔 Base Mounting Holes			總 重
內 徑 Cyl. Bore Diam. E (mm)	主軸直徑 Plngr. Diam. F (mm)	底部前進油孔位置 Cyl. Base to Adv. Port H (mm)	頂部回油油孔位置 Cyl. Top to Return Port I (mm)	墊塊直徑 Saddle Diam. J (mm)	凸出高度 Saddle Protr. Fr. Plngr. K (mm)	主軸內牙 Plunger Internal Thread O (in)	內牙深度 Plunger Thread Length P (mm)	油缸外牙 Collar Thread W (in)	外牙長度 Collar Thread Length X (mm)	中孔直徑 Center Hole Diam. Y (mm)	底孔孔距 Bolt Circle U (mm)	底座螺紋 Thread V (in)	螺紋深度 Thread Depth Z (mm)	Weight (kg)
88.9	63.5	25	60	63	9	1 13/16"-16	22	4 1/2"-12	42	33.3	92.2	3/8"-16	15.7	21.65
88.9	63.5	25	60	63	9	1 13/16"-16	22	4 1/2"-12	42	33.3	92.2	3/8"-16	15.7	27.65
123.9	92.2	31	66	91	12	2 3/4"-16	19	6 1/4"-12	48	54.1	130.0	1/2"-13	14.0	29.60
123.9	92.2	31	66	91	12	2 3/4"-16	19	6 1/4"-12	48	54.1	130.0	1/2"-13	14.0	36.60
123.9	92.2	31	66	91	12	2 3/4"-16	19	6 1/4"-12	48	54.1	130.0	1/2"-13	14.0	46.60
165.1	127.0	38	44	126	12	4"-16	25	—	—	79.5	177.8	5/8"-11	19.0	36.60
165.1	127.0	38	85	126	12	4"-16	25	8 3/8"-12	60	79.5	177.8	5/8"-11	19.0	64.60
165.1	127.0	38	85	126	12	4"-16	25	8 3/8"-12	60	79.5	177.8	5/8"-11	19.0	82.60
165.1	127.0	38	85	126	12	4"-16	25	8 3/8"-12	60	79.5	177.8	5/8"-11	19.0	109.60
190.5	152.4	38	60	127	4	4 1/4"-12	25	—	—	79.5	214.0	5/8"-11	15.0	116.00

RSR Series

Capacity:
10-520 ton

Stroke:
57-1219 mm

Maximum Operating Pressure:
700 bar

RSR 液壓雙動千斤頂

- 雙動設計，適用於推力及拉力之應用。
- 安全閥設計防止超壓損壞。
- 液壓缸外螺牙、主軸螺牙及底座螺孔便於固定。(詳見規範)
- 主軸硬鉻處理耐磨、防蝕。
- 防塵環設計可保護活塞及內徑避免污染。
- 上螺帽保護主軸超揚昇。
- 表面粉體塗裝美觀抗腐蝕、防銹。
- 各型號均含SQB-3/8UF快速接頭及防塵蓋。

*RSR系列千斤頂適用於橋樑起重、建築物改造、造船、公用設施和採礦設備維修。
*需具同時荷重又能較精準控制壓力使用時，RSR系列是最好的選擇。

Double-Acting Cylinders

※Double-acting design allows for both pull and push forces
※Relief valves protect against over pressurizing.
※Collar threads, plunger threads and base mounting holes for easy fixturing. (See chart)
※Hard chrome plated plunger resists wear and corrosion.
※Wiper rings protect the piston and bore from contamination.
※Stop ring for piston blow-out protection.
※Powder coat finish for increased corrosion resistance and antirust.
※Come with SQB-3/8UF female coupler & dust cap.
※RSR series cylinders are perfect for bridge lifting, building reconstruction, shipyard, utility and mining equipment maintenance.
※As need power and precise positioning of heavy loads, RSR series are the best solution.

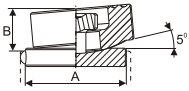

XKCAT-100

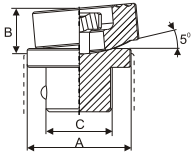

XKCAT-10, 50

請勿調整安全閥壓力！
適用於雙動千斤頂
RSR, RSRH, CSLRG 系列
大部份的雙動千斤頂安全閥壓力設定值為10000psi(700bar)。
超出原廠設定值時，安全閥會噴出液壓油保護千斤頂。
當安全閥發生漏油狀況時請先檢查快速接頭連接狀況。

Don't adjust safety valve pressure!
Apply to double-acting cylinder
RSR, RSRH, CSLRG series
Most double-acting cylinder safety valve pressure setting 10000psi(700bar).
As surpasses the original factory hypothesis pressure safety valve will spurt oil to protect cylinder.
Leaking from safety valve, inspect connection of coupler at first.

選配傾斜墊塊尺寸
Optional Tilt Saddle Dimensions (mm)

Cylinder Model/Cap. 油壓缸 型號 / 能力 (ton)	Model Number Type : Tilt 型號 樣式 ： 傾斜墊塊	A	B	C
RSR-1010、1012	**XKCAT-10**	35	20	22
RSR- 308、3014	**XKCAT-50**	50	21	35
RSR- 506、5013 5020、756 7513	**XKCAT-100**	71	24	—

RSR -系列，75噸以上千斤頂具主軸內牙供安裝XKCAT-系列傾斜墊塊。
RSR -Series up to 75 tons have plunger thread for installation of XKCAT-Series tilt saddles.

提把型式 Handle type
(S)：標準配件 standard equipped
(O)：選配 option
● 焊提把 Weldable ★ 吊環螺栓 Eyebolt ▲ 活動提把 Removable strap handles ■ 螺牙式活動提把

	焊提把 Weldable
	吊環螺栓 Eyebolt
	活動提把 Removable strap handles
	螺牙式活動提把 Thread

提把型式 Handle type (O)	提把型式 Handle type (S)	型號 Model Number	外部尺寸 Outer Dimension 能力 Cylinder Capacity ton(kN)	揚程 Stroke (mm)	最大出力 Max. Cylinder Capacity 推 push (kN)	最大出力 Max. Cylinder Capacity 拉 pull (kN)	本身高 Coll. Ht. A (mm)	總重 Wt. (kg)
		RSR-1010	10 (101)	254	101	33	409	12
		RSR-1012		305	101	33	457	14
		RSR-308	30 (295)	209	295	133	387	18
		RSR-3014		368	295	133	549	29
	▲	RSR-506	50 (498)	156	498	150	331	30
	▲	RSR-5013		334	498	150	509	52
	▲	RSR-5020		511	498	150	733	68
	▲	RSR-756	75 (718)	156	718	220	347	41
	▲	RSR-7513		333	718	220	525	68
	★▲	RSR-1006	95 (933)	168	933	435	357	61
	★▲	RSR-10013		333	933	435	524	93
▲	★	RSR-10018		460	933	435	687	117
	★▲	RSR-1502	140 (1386)	57	1386	668	196	49
▲	★	RSR-1506		156	1386	668	385	93
▲	★	RSR-15013		333	1386	668	563	124
▲	★	RSR-15032		815	1386	668	1116	238
▲	★	RSR-2006	200 (1995)	152	1995	1017	430	147
▲	★	RSR-20013		330	1995	1017	608	199
▲	★	RSR-20018		457	1995	1017	765	232
▲	★	RSR-20024		610	1995	1017	917	279
▲	★	RSR-20036		914	1995	1017	1222	383
▲	★	RSR-20048		1219	1995	1017	1527	483
	★	RSR-3006	325 (3201)	153	3201	1703	485	245
	★	RSR-30012		305	3201	1703	638	312
	★	RSR-30018		457	3201	1703	790	385
	★	RSR-30024		609	3201	1703	943	469
	★	RSR-30036		915	3201	1703	1247	628
	★	RSR-30048		1219	3201	1703	1552	780
	★	RSR-4006	440 (4292)	152	4292	2297	538	303
	★	RSR-40012		305	4292	2297	690	399
	★	RSR-40018		457	4292	2297	843	453
	★	RSR-40024		610	4292	2297	995	597
	★	RSR-40036		914	4292	2297	1300	792
	★	RSR-40048		1219	4292	2297	1605	980
	★	RSR-5006	520 (5108)	153	5108	2838	577	432
	★	RSR-50012		305	5108	2838	730	589
	★	RSR-50018		457	5108	2838	882	680
	★	RSR-50024		609	5108	2838	1035	816
	★	RSR-50036		915	5108	2838	1339	1002
	★	RSR-50048		1219	5108	2838	1644	1224

墊塊/鞍座 Saddle

- RSR-系列 均配有高硬度可移除式溝槽墊塊於起重時具防滑作用。偏心起重時請選用傾斜墊塊。
- 選配之傾斜墊塊請參閱選擇對照資訊。

※RSR-Series are equipped with hardened removable "Ribbed saddles" to prevent slippage during jacking.
For off-center loading application, see optional tilting saddle.
※For information on optional tilt saddles, see selection chart.

液壓泵浦 Pump Selection

雙動液壓千斤頂必須搭配具 4 口閥門的液壓泵浦。
A double-acting cylinder must be powered by a pump with a 4-way valve.

CSLRG 系列 CSLRG Series

- 倘若您使用狀態並非高循環重覆使用，SUN RUN建議您CSLRG是更經濟實惠的選擇。

※If you do not have a high cycle application, SUN RUN CSLRG-Series may be the right alternative.

型 號 Model Number	外部尺寸 Outer Dimension															
	揚 程 Stroke	最大出力 Max. Cyl. Cap.		受壓面積 Cylinder Eff. Area		總油量 Oil Cap.		本身高 Coll. Ht.	伸長總高 Ext. Ht.	外 徑 Out. Diam.	內 徑 Cyl. Bore Diam.	主軸直徑 Plngr. Diam.	底部前進油孔位置 Base to Adv. Port	頂部回油油孔位置 Top to Ret. Port	墊塊直徑 Saddle Diam.	凸出高度 Saddle Protr. fr. Plngr.
		推 push	拉 pull	推 push	拉 pull	推 push	拉 pull									
	(mm)	(kN)		(cm^2)		(cm^3)		A (mm)	(mm)	D (mm)	E (mm)	F (mm)	H (mm)	I (mm)	J (mm)	K (mm)
RSR-1010	254	101	33	14.5	4.8	368	122	409	663	73	42.9	34.9	36	57	35	6
RSR-1012	305	101	33	14.5	4.8	442	147	457	762	73	42.9	34.9	36	57	35	6
RSR-308	209	295	133	42.1	19.1	879	400	387	596	101	73.2	54.1	57	81	50	10
RSR-3014	368	295	133	42.1	19.1	1549	703	549	917	101	73.2	54.1	57	81	50	10
RSR-506	156	498	150	71.2	21.5	1111	335	331	487	127	95.2	79.5	28	76	71	2
RSR-5013	334	498	150	71.2	21.5	2378	718	509	843	127	95.2	79.5	28	76	71	2
RSR-5020	511	498	150	71.2	21.5	3638	1099	733	1244	127	95.2	79.5	57	76	71	2
RSR-756	156	718	220	102.6	31.4	1601	490	347	503	146	114.3	95.2	30	76	71	6
RSR-7513	333	718	220	102.6	31.4	3417	1046	525	858	146	114.3	95.2	30	81	71	6
RSR-1006	168	933	435	133.3	62.2	2238	1045	357	525	177	130.3	95.2	38	71	76	3
RSR-10013	333	933	435	133.3	62.2	4439	2071	524	857	177	130.3	95.2	38	71	76	3
RSR-10018	460	933	435	133.3	62.2	6132	2861	687	1147	177	130.3	95.2	41	92	76	3
RSR-1502	57	1386	668	198.1	95.4	1129	544	196	253	203	158.8	114.3	22	66	93	19
RSR-1506	156	1386	668	198.1	95.4	3090	1488	385	541	203	158.8	114.3	49	84	114	19
RSR-15013	333	1386	668	198.1	95.4	6597	3177	563	897	203	158.8	114.3	49	84	114	19
RSR-15032	815	1386	668	198.1	95.4	16145	7775	1116	1931	203	158.8	114.3	97	88	114	19
RSR-2006	152	1995	1017	285.0	145.3	4332	2209	430	582	247	190.5	133.4	57	96	133	22
RSR-20013	330	1995	1017	285.0	145.3	9405	4795	608	938	247	190.5	133.4	57	96	133	22
RSR-20018	457	1995	1017	285.0	145.3	13025	6640	765	1222	247	190.5	133.4	85	101	133	22
RSR-20024	610	1995	1017	285.0	145.3	17385	8863	917	1527	247	190.5	133.4	85	101	133	22
RSR-20036	914	1995	1017	285.0	145.3	26049	13280	1222	2136	247	190.5	133.4	85	101	133	22
RSR-20048	1219	1995	1017	285.0	145.3	34741	17712	1527	2746	247	190.5	133.4	85	101	133	22
RSR-3006	153	3201	1703	457.3	243.2	6997	3721	485	638	311	241.3	165.1	88	114	165	28
RSR-30012	305	3201	1703	457.3	243.2	13947	7418	638	943	311	241.3	165.1	88	114	165	28
RSR-30018	457	3201	1703	457.3	243.2	20889	11114	790	1247	311	241.3	165.1	88	114	165	28
RSR-30024	609	3201	1703	457.3	243.2	27850	14811	943	1552	311	241.3	165.1	88	114	165	28
RSR-30036	915	3201	1703	457.3	243.2	41843	22253	1247	2162	311	241.3	165.1	88	114	165	28
RSR-30048	1219	3201	1703	457.3	243.2	55745	29646	1552	2771	311	241.3	165.1	88	114	165	28
RSR-4006	152	4292	2297	613.1	328.1	9319	4987	538	690	358	279.4	190.5	108	133	190	28
RSR-40012	305	4292	2297	613.1	328.1	18700	10007	690	995	358	279.4	190.5	108	133	190	28
RSR-40018	457	4292	2297	613.1	328.1	28018	14995	843	1300	358	279.4	190.5	108	133	190	28
RSR-40024	610	4292	2297	613.1	328.1	37400	20014	995	1605	358	279.4	190.5	108	133	190	28
RSR-40036	914	4292	2297	613.1	328.1	56037	29988	1300	2214	358	279.4	190.5	108	133	190	28
RSR-40048	1219	4292	2297	613.1	328.1	74737	39996	1605	2824	358	279.4	190.5	108	133	190	28
RSR-5006	153	5108	2838	729.7	405.4	11164	6203	577	730	397	304.8	203.2	120	152	203	28
RSR-50012	305	5108	2838	729.7	405.4	22256	12365	730	1035	397	304.8	203.2	120	152	203	28
RSR-50018	457	5108	2838	729.7	405.4	33347	18526	882	1339	397	304.8	203.2	120	152	203	28
RSR-50024	609	5108	2838	729.7	405.4	44440	24689	1035	1644	397	304.8	203.2	120	152	203	28
RSR-50036	915	5108	2838	729.7	405.4	66768	36973	1339	2254	397	304.8	203.2	120	152	203	28
RSR-50048	1219	5108	2838	729.7	405.4	88951	49418	1644	2863	397	304.8	203.2	120	152	203	28

RSR-1010 and RSR-1012：N=32mm；RSR-308 and RSR-3014：N=55mm

型 號 Model Number	牙紋尺寸 Threads Dimension				底座螺孔 Base Mounting Holes		
	主軸內牙 Plunger Internal Thread	內牙深度 Plunger Thread Length	油缸外牙 Collar Thread	外牙長度 Collar Thread Length	底孔孔距 Bolt Circle Diam.	底座螺紋 Thread	螺紋深度 Thread Depth
	O (in)	P (mm)	W (in)	X (mm)	U (mm)	V (in)	Z (mm)
RSR-1010	1"-8	25	2 1/4"-14	26	—	—	—
RSR-1012	1"-8	25	2 1/4"-14	26	—	—	—
RSR-308	1 1/2"-16	25	3 5/16"-12	49	—	—	—
RSR-3014	1 1/2"-16	25	3 5/16"-12	49	—	—	—
RSR-506	1"-12	25	5"-12	50	—	—	—
RSR-5013	1"-12	25	5"-12	50	—	—	—
RSR-5020	1"-12	25	5"-12	50	76	1/2"-13	25
RSR-756	1"-12	38	5 3/4"-12	38	—	—	—
RSR-7513	1"-12	38	5 3/4"-12	38	—	—	—
RSR-1006	1 3/4"-12	35	6 7/8"-12	50	139	3/4"-10	25
RSR-10013	1 3/4"-12	35	6 7/8"-12	50	139	3/4"-10	25
RSR-10018	1 3/4"-12	35	6 7/8"-12	50	139	3/4"-10	25
RSR-1502	—		—	—	—	—	—
RSR-1506	3 3/8"-16	35	8"-12	60	158	3/4"-16	28
RSR-15013	3 3/8"-16	35	8"-12	60	158	3/4"-16	28
RSR-15032	3 3/8"-16	35	8"-12	60	—	—	—
RSR-2006	—		—	—	127	1"-8	25
RSR-20013	2 1/2"-12	63	9 3/4"-12	54	127	1"-8	25
RSR-20018	2 1/2"-12	63	9 3/4"-12	54	127	1"-8	25
RSR-20024	2 1/2"-12	63	9 3/4"-12	54	127	1"-8	25
RSR-20036	2 1/2"-12	63	9 3/4"-12	54	127	1"-8	25
RSR-20048	2 1/2"-12	63	9 3/4"-12	54	127	1"-8	25
RSR-3006	2 1/2"-12	82	12 1/4"-12	58	158	1 1/4"-7	44
RSR-30012	2 1/2"-12	82	12 1/4"-12	58	158	1 1/4"-7	44
RSR-30018	2 1/2"-12	82	12 1/4"-12	58	158	1 1/4"-7	44
RSR-30024	2 1/2"-12	82	12 1/4"-12	58	158	1 1/4"-7	44
RSR-30036	2 1/2"-12	82	12 1/4"-12	58	158	1 1/4"-7	44
RSR-30048	2 1/2"-12	82	12 1/4"-12	58	158	1 1/4"-7	44
RSR-4006	3"-12	95	14 1/8"-8	65	203	1 1/2"-6	50
RSR-40012	3"-12	95	14 1/8"-8	65	203	1 1/2"-6	50
RSR-40018	3"-12	95	14 1/8"-8	65	203	1 1/2"-6	50
RSR-40024	3"-12	95	14 1/8"-8	65	203	1 1/2"-6	50
RSR-40036	3"-12	95	14 1/8"-8	65	203	1 1/2"-6	50
RSR-40048	3"-12	95	14 1/8"-8	65	203	1 1/2"-6	50
RSR-5006	3 1/4"-12	108	15 5/8"-8	79	203	1 3/4"-5	54
RSR-50012	3 1/4"-12	108	15 5/8"-8	79	203	1 3/4"-5	54
RSR-50018	3 1/4"-12	108	15 5/8"-8	79	203	1 3/4"-5	54
RSR-50024	3 1/4"-12	108	15 5/8"-8	79	203	1 3/4"-5	54
RSR-50036	3 1/4"-12	108	15 5/8"-8	79	203	1 3/4"-5	54
RSR-50048	3 1/4"-12	108	15 5/8"-8	79	203	1 3/4"-5	54

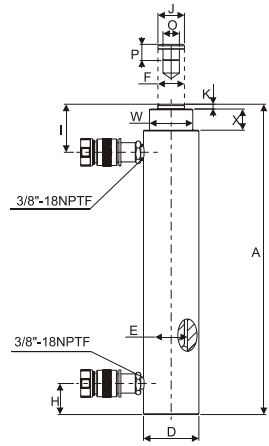

RSR-1010 to RSR-3014 models

RSR-10 ton series

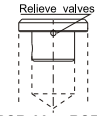

RSR-30 to RSR-75 ton series

RSR-100 to RSR-500 ton series

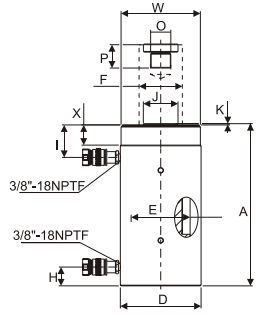

RSR-506 to RSR-50048 models

No mounting hole on
RSR-506/ 5013 /
756 / 7513 / 1502 / 15032

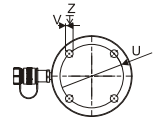

RSR-1006 to RSR-30048 models

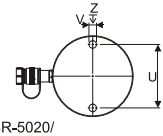

RSR-5020/
RSR-4006 to RSR-50048 models

SRD Series

Capacity:
4-25 ton

Stroke:
29-260mm

Maximum Operating Pressure:
700 bar

SRD 液壓雙動千斤頂

- 雙動操作，適用於推力及拉力之應用。
- 安全閥設計防止超壓損壞。
- 液壓缸外螺牙、主軸螺牙及底座螺孔便於固定。(詳見規範)
- 主軸硬鉻處理耐磨、防蝕。
- 防塵環設計可保護活塞及內徑避免污染。
- 表面粉體塗裝美觀抗腐蝕、防銹。
- 各型號均含SQB-3/8UF快速接頭及防塵蓋。

Double-Acting, Precision and High Cycle Cylinders

※Double-acting operation develops force in both directions, provide maximum versatility.
※Designed for long life, the best choice for production applications.
※Collar threads, plunger threads and base mounting holes for easy fixturing. (See chart)
※Hard chrome plated plunger resists wear and corrosion.
※Wiper rings protect the piston and bore from contamination.
※Powder coat finish for increased corrosion resistance and antirust.
※Come with SQB-3/8UF female coupler & dust cap.

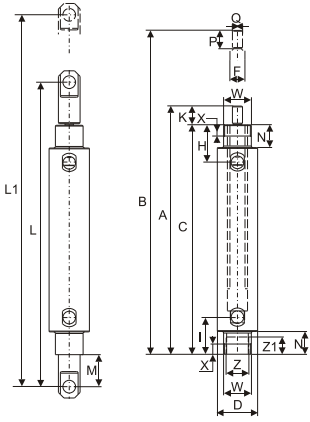

型 號 Model Number	外部尺寸 Outer Dimension													
	能 力 Cylinder Capacity	揚 程 Stroke	最大出力 Max. Cyl. Cap.		受壓面積 Cylinder Eff. Area		總油量 Oil Cap.		本身高 Coll. Ht.	伸長總高 Ext. Ht.	本體長 Body Length	外 徑 Out. Diam.	內 徑 Cyl. Bore Diam.	主軸直徑 Plngr. Diam.
			推 push	拉 pull	推 push	拉 pull	推 push	拉 pull						
	ton (kN)	(mm)	(kN)		(cm^2)		(cm^3)		A (mm)	(mm)	C(mm)	D (mm)	E (mm)	F (mm)
SRD-41	4(35)	29	35	16	5.1	2.2	14	6	186	214	162	50.1	25.4	19.0
SRD-43	4(35)	80	35	16	5.1	2.2	40	17	237	316	213	50.1	25.4	19.0
SRD-46	4(35)	156	35	16	5.1	2.2	79	34	313	468	289	50.1	25.4	19.0
SRD-91	9(80)	29	80	44	11.4	6.3	32	18	223	251	198	63.5	38.1	25.4
SRD-93	9(80)	80	80	44	11.4	6.3	90	50	274	353	249	63.5	38.1	25.4
SRD-96	9(80)	156	80	44	11.4	6.3	177	98	350	505	325	63.5	38.1	25.4
SRD-910	9(80)	257	80	44	11.4	6.3	293	162	452	709	427	63.5	38.1	25.4
SRD-166	16(142)	159	142	77	20.3	10.6	323	169	389	548	359	76.2	50.8	35.0
SRD-1610	16(142)	260	142	77	20.3	10.6	528	276	491	751	461	76.2	50.8	35.0
SRD-256	25(222)	159	222	98	31.7	13.7	504	218	424	583	397	92.2	63.5	47.8
SRD-2510	25(222)	260	222	98	31.7	13.7	824	356	526	786	499	92.2	63.5	47.8

SAD- 1 底盤 Foot Mounting with Retain Nut

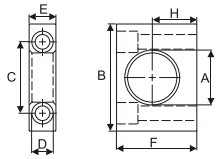

型 號 Model No.	油缸能力 Cyl. Cap. ton(kN)	尺寸 Dimensions (mm)						
		A	B	C	D	E	F	H
SAD-141	4(35)	35.1	76.2	58.0	10.5	20	57.0	31.8
SAD-171	9(80)	50.8	101.6	78.0	13.5	25	82.5	44.5
SAD-181	16(142)	66.8	127.0	95.2	20.0	35	100.0	52.4
SAD-191	25(222)	82.6	158.8	117.5	26.5	45	125.0	63.5

SAD- 2 法蘭座 Flange Mounting with Retain Nut

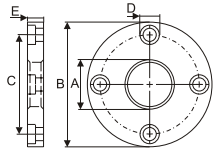

型 號 Model No.	油缸能力 Cyl. Cap. ton(kN)	尺寸 Dimensions (mm)						
		A	B	C	D	E	F	H
SAD-142	4(35)	35.1	98.6	78.5	10.4	19.0	-	-
SAD-172	9(80)	50.8	120.7	98.6	10.4	25.4	-	-
SAD-182	16(142)	66.8	143.0	115.9	13.5	35.0	-	-
SAD-192	25(222)	82.6	165.1	135.6	16.8	44.5	-	-

SAD- 3 固定環 Retain Nut

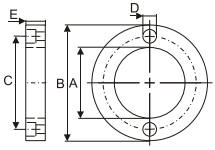

型 號 Model No.	油缸能力 Cyl. Cap. ton(kN)	尺寸 Dimensions (mm)						
		A	B	C	D	E	F	H
SAD-143	4(35)	1-3/8"-12	57	49.5	6.3	9.5	-	-
SAD-173	9(80)	2"-12	75	65.5	6.7	12.7	-	-
SAD-183	16(142)	2-5/8"-16	92	81.0	6.7	19.0	-	-
SAD-193	25(222)	3-1/4"-16	108	96.5	6.7	25.4	-	-

SAD- 4 I接頭 Clevis Eye

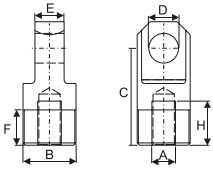

型 號 Model No.	油缸能力 Cyl. Cap. ton(kN)	尺寸 Dimensions (mm)						
		A	B	C	D	E	F	H
SAD-150	4(35)	1/2"-20	1-1/8"-20	52.4	16	15.9	19.1	23.8
SAD-151	9(80)	3/4"-16	1-11/16"-18	57.1	20	25.4	25.4	23.8
SAD-152	16(142)	1-1/8"-12	2-3/16"-16	77.8	25	31.8	25.4	30.2
SAD-153	25(222)	1-1/2"-12	2-3/4"-16	77.8	32	38.2	25.4	27.0

(請對照下列 L, L1 及 M 尺寸)
(See chart below for mounting dimensions L, L1 and M)

型 號 Model Number	外部尺寸 Outer Dimension							牙紋尺寸 Thread Dimension						
	底部前進油孔位置 Base to Adv. Port	頂部回油油孔位置 Top to Ret. Port	主軸突出 Plunger Protrusion	U型鉤座 Clevis Eye Mounting Dim.			頸長 Neck Length	主軸外牙長 Plngr. Thread Length	主軸外牙 Plngr. Ext. Thread	油缸外牙 Collar Thread	外牙長 Collar Thread Length	底內牙 Int. Base Thread	底內牙長 Int. Base Thread Length	重量 Wt.
				L	L1	M								
	H (mm)	I (mm)	K (mm)	(mm)			N (mm)	P (mm)	Q	W	X (mm)	Z	Z1 (mm)	(kg)
SRD-41	48	48	24	257	286	41	29	19.1	1/2"-20	1-3/8"-12	11	1-1/8"-20	9	2.0
SRD-43	48	48	24	307	387	41	29	19.1	1/2"-20	1-3/8"-12	11	1-1/8"-20	9	2.6
SRD-46	48	48	24	384	540	41	29	19.1	1/2"-20	1-3/8"-12	11	1-1/8"-20	9	3.6
SRD-91	58	58	25	295	324	38	38	19.1	3/4"-16	2"-12	14	1-11/16"-18	14	3.0
SRD-93	58	58	25	347	426	38	38	19.1	3/4"-16	2"-12	14	1-11/16"-18	14	4.2
SRD-96	58	58	25	423	579	38	38	19.1	3/4"-16	2"-12	14	1-11/16"-18	14	5.6
SRD-910	58	58	25	525	782	38	38	19.1	3/4"-16	2"-12	14	1-11/16"-18	14	7.3
SRD-166	74	74	30	495	654	53.8	54	25.4	1-1/8"-12	2-5/8"-16	22	2-3/16"-16	24	10.2
SRD-1610	74	74	30	593	853	52	54	25.4	1-1/8"-12	2-5/8"-16	22	2-3/16"-16	24	14.5
SRD-256	89	89	27	530	689	53	70	25.4	1-1/2"-12	3-1/4"-16	29	2-3/4"-16	26	16.0
SRD-2510	89	89	27	631	892	53	70	25.4	1-1/2"-12	3-1/4"-16	29	2-3/4"-16	26	20.3

CSLSG Series

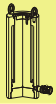

Capacity:
50-1,000 ton

Stroke:
50-300 mm

Maximum Operating Pressure:
700 bar

CSLSG 液壓單動，高噸位千斤頂

- CSLSG系列均具底座螺孔。
- 單動重力回縮。
- 主軸及液壓缸內壁硬鉻處理耐磨、抗腐蝕。
- 防塵環減少污染物附著。
- 整體性上螺帽保護主軸超揚程。
- 表面粉體塗裝美觀抗腐蝕、防銹。
- 各型號均含SQB-3/8UF快速接頭及防塵蓋。

Single-Acting, High Tonnage Cylinders

※Base mounting holes standard on all models.
※Single-acting, load return
※Hard chrome plated plunger and inner of barrel resists wear and corrosion.
※Plunger wiper reduces contamination, extending cylinder life.
※Integral stop ring provides piston blow-out protection
※Powder coat finish for increased corrosion resistance and antirust.
※Come with SQB-3/8UF female coupler & dust cap.

墊塊/鞍座 Saddle

- CSLSG-系列 均配有高硬度可移除式溝槽墊塊於起重時具防滑作用。偏心起重時請選用傾斜墊塊。
- 選配之傾斜墊塊請參閱選擇對照資訊。

※CSLSG-Series are equipped with hardened removable "Ribbed saddles" to prevent slippage during jacking.
For off-center loading application, see optional tilting saddle.
※For information on optional tilt saddles, see selection chart.

油壓缸能力選擇 Cylinder Capacity

- 高於1000 噸以上油壓缸亦提供製造。
- 請將您在舉昇系統中所需要的協助和相關技術資訊與就近的SUN RUN服務中心取得連繫。

※ More above 1000 tons cylinder capacity are also available.
※ Please contact SUN RUN office nearest to you for advice and technical assistance in the layout of your ideal Lift System.

底座螺孔方位 Mounting Hole Direction

- 上方底座螺孔依據油孔位置設定方位。
- 下方底座螺孔則依本廠設計設定方位。

※ Top mounting hole orientation is maintained to port location.
※ Bases mounting hole orientation is not maintained to port location.

大噸數、低高度時 Low Height-High Tonnage

- 當初次使用於空間受限環境時，同時需要大噸位數能力，而高度低的油壓缸時，扁平鎖帽型千斤頂提供更優質的選擇。

※ When low height with high force is required, load return with lock ring Cyl. Offer the solution to lift the first few inches.

提把型式 Handle type
(S)：標準配件 standard equipped
(O)：選配 option
● 焊提把 Weldable
★ 吊環螺栓 Eyebolt
▲ 活動提把 Removable strap handles
■ 螺牙式活動提把 Thread


焊提把 Weldable


吊環螺栓 Eyebolt


活動提把 Removable strap handles


螺牙式活動提把 Thread

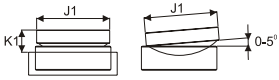

提把型式 Handle type (S)	型號 Model Number	能力 Cylinder Cap. ton(kN)	揚程 Stroke (mm)	受壓面積 Effective Area (cm^2)	本身高 Coll. Height A (mm)	重量 Weight (kg)	選配傾斜墊塊 Optional Tilt Saddle 型號 Model Number	直徑 Diam. J1(mm)	高度 Height K1(mm)
★	CSLSG-502	50 (539)	50	77.0	162	17	XKCATG-50	50	24
★	CSLSG-504		100	77.0	212	20	XKCATG-50	50	24
★	CSLSG-506		150	77.0	262	23	XKCATG-50	50	24
★	CSLSG-508		200	77.0	312	27	XKCATG-50	50	24
★	CSLSG-5010		250	77.0	362	31	XKCATG-50	50	24
★	CSLSG-5012		300	77.0	412	34	XKCATG-50	50	24
★	CSLSG-1002	100 (929)	50	132.7	182	19	XKCATG-100	73	29
★	CSLSG-1004		100	132.7	232	29	XKCATG-100	73	29
★	CSLSG-1006		150	132.7	282	40	XKCATG-100	73	29
★	CSLSG-1008		200	132.7	332	50	XKCATG-100	73	29
★	CSLSG-10010		250	132.7	382	61	XKCATG-100	73	29
★	CSLSG-10012		300	132.7	432	71	XKCATG-100	73	29
★	CSLSG-1502	150 (1390)	50	198.6	196	39	XKCATG-150	91	31
★	CSLSG-1504		100	198.6	246	52	XKCATG-150	91	31
★	CSLSG-1506		150	198.6	296	65	XKCATG-150	91	31
★	CSLSG-1508		200	198.6	346	78	XKCATG-150	91	31
★	CSLSG-15010		250	198.6	396	92	XKCATG-150	91	31
★	CSLSG-15012		300	198.6	446	105	XKCATG-150	91	31
★	CSLSG-2002	200 (1861)	50	265.9	216	68	XKCATG-200	113	35
★	CSLSG-2006		150	265.9	316	91	XKCATG-200	113	35
★	CSLSG-20012		300	265.9	466	146	XKCATG-200	113	35
★	CSLSG-2502	250 (2565)	50	366.4	235	102	XKCATG-250	144	46
★	CSLSG-2506		150	366.4	335	136	XKCATG-250	144	46
★	CSLSG-25012		300	366.4	485	207	XKCATG-250	144	46
★	CSLSG-3002	300 (3193)	50	456.2	312	184	XKCATG-300	160	62
★	CSLSG-3006		150	456.2	412	232	XKCATG-300	160	62
★	CSLSG-30012		300	456.2	562	303	XKCATG-300	160	62
★	CSLSG-4002	400 (3919)	50	559.9	375	270	XKCATG-400	193	51
★	CSLSG-4006		150	559.9	475	330	XKCATG-400	193	51
★	CSLSG-40012		300	559.9	625	421	XKCATG-400	193	51
★	CSLSG-5002	500 (5114)	50	730.6	419	401	XKCATG-500	228	63
★	CSLSG-5006		150	730.6	519	480	XKCATG-500	228	63
★	CSLSG-50012		300	730.6	669	599	XKCATG-500	228	63
★	CSLSG-6002	600 (5987)	50	855.3	429	474	XKCATG-600	241	76
★	CSLSG-6006		150	855.3	529	565	XKCATG-600	241	76
★	CSLSG-60012		300	855.3	679	701	XKCATG-600	241	76
★	CSLSG-8002	800 (8234)	50	1176.3	474	741	XKCATG-800	287	75
★	CSLSG-8006		150	1176.3	574	880	XKCATG-800	287	75
★	CSLSG-80012		300	1176.3	724	1058	XKCATG-800	287	75
		1000 (10260)					標準傾斜墊塊Equipped Tilt Saddle		
★	CSLSG-10002		50	1465.7	564	1062	XKCATG-1000	311	93
★	CSLSG-10006		150	1465.7	664	1213	XKCATG-1000	311	93
★	CSLSG-100012		300	1465.7	814	1439	XKCATG-1000	311	93

選配說明

假如您需要選配其他要求於您所訂製的千斤頂/油壓缸上,請依下列規範字尾增加編號

油缸外牙：CT

案例：

CSLSG-502選配油缸外牙，訂製型號改為CSLSG-502CT相關技術資詢請與SUN RUN取得聯繫。

Opt Features

To add optional features to order cylinder , add follow suffixes to the end of the model No..

Collar Thread：CT

Example：

CSLSG-502 with collar thread, order:CSLSG-502CT. Technical specifications for these features are available from SUN RUN.

型號 Model Number	能力 Cylinder Cap. ton(kN)	外部尺寸 Outer Dimension 揚程 Stroke (mm)	受壓面積 Effective Area (cm^2)	總油量 Oil Cap. (cm^3)	本身高 Coll. Height A (mm)	伸長總高 Ext. Height (mm)	外徑 Outside Diam. D (mm)	內徑 Bore Diam. E (mm)	主軸直徑 Plunger Diam. F (mm)	底部前進油孔位置 Base to Advance Port H (mm)	墊塊直徑 Standard Saddle Diam. J (mm)
CSLSG-502	50 (539)	50	77.0	385	162	212	130	98.6	70.0	42	50
CSLSG-504		100	77.0	770	212	312	130	98.6	70.0	42	50
CSLSG-506		150	77.0	1155	262	412	130	98.6	70.0	42	50
CSLSG-508		200	77.0	1540	312	512	130	98.6	70.0	42	50
CSLSG-5010		250	77.0	1924	362	612	130	98.6	70.0	42	50
CSLSG-5012		300	77.0	2309	412	712	130	98.6	70.0	42	50
CSLSG-1002	100 (929)	50	132.7	664	182	232	165	130.0	95.0	54	75
CSLSG-1004		100	132.7	1327	232	332	165	130.0	95.0	54	75
CSLSG-1006		150	132.7	1991	282	432	165	130.0	95.0	54	75
CSLSG-1008		200	132.7	2655	332	532	165	130.0	95.0	54	75
CSLSG-10010		250	132.7	3318	382	632	165	130.0	95.0	54	75
CSLSG-10012		300	132.7	3982	432	732	165	130.0	95.0	54	75
CSLSG-1502	150 (1390)	50	198.6	993	196	246	205	159.0	114.0	61	94
CSLSG-1504		100	198.6	1986	246	346	205	159.0	114.0	61	94
CSLSG-1506		150	198.6	2978	296	446	205	159.0	114.0	61	94
CSLSG-1508		200	198.6	3971	346	546	205	159.0	114.0	61	94
CSLSG-15010		250	198.6	4964	396	646	205	159.0	114.0	61	94
CSLSG-15012		300	198.6	5957	446	746	205	159.0	114.0	61	94
CSLSG-2002	200 (1861)	50	265.9	1330	216	266	235	184.0	133.0	67	113
CSLSG-2006		150	265.9	3989	316	466	235	184.0	133.0	67	113
CSLSG-20012		300	265.9	7977	466	766	235	184.0	133.0	67	113
CSLSG-2502	250 (2565)	50	366.4	1832	235	285	275	216.0	165.0	73	145
CSLSG-2506		150	366.4	5497	335	485	275	216.0	165.0	73	145
CSLSG-25012		300	366.4	10993	485	785	275	216.0	165.0	73	145
CSLSG-3002	300 (3193)	50	456.2	2281	312	362	310	241.0	197.0	101	177
CSLSG-3006		150	456.2	6843	412	562	310	241.0	197.0	101	177
CSLSG-30012		300	456.2	13685	562	862	310	241.0	197.0	101	177
CSLSG-4002	400 (3919)	50	559.9	2800	375	425	350	267.0	216.0	114	196
CSLSG-4006		150	559.9	8399	475	625	350	267.0	216.0	114	196
CSLSG-40012		300	559.9	16797	625	925	350	267.0	216.0	114	196
CSLSG-5002	500 (5114)	50	730.6	3653	419	469	400	305.0	248.0	114	228
CSLSG-5006		150	730.6	10959	519	669	400	305.0	248.0	114	228
CSLSG-50012		300	730.6	21918	669	969	400	305.0	248.0	114	228
CSLSG-6002	600 (5987)	50	855.3	4276	429	479	430	330.0	267.0	114	247
CSLSG-6006		150	855.3	12829	529	679	430	330.0	267.0	114	247
CSLSG-60012		300	855.3	25659	679	979	430	330.0	267.0	114	247
CSLSG-8002	800 (8234)	50	1176.3	5881	474	524	505	387.0	317.0	149	297
CSLSG-8006		150	1176.3	17644	574	724	505	387.0	317.0	149	297
CSLSG-80012		300	1176.3	35288	724	1024	505	387.0	317.0	149	297
CSLSG-10002	1000 (10260)	50	1465.7	7329	564	614	560	432.0	343.0	174	323
CSLSG-10006		150	1465.7	21986	664	814	560	432.0	343.0	174	323
CSLSG-100012		300	1465.7	43972	814	1114	560	432.0	343.0	174	323

外部尺寸 Outer Dimension			底座螺孔 Base Mounting Holes		
突出高度 Saddle Protrusion from Plngr. K (mm)	主軸孔深度 Depth of Plunger Hole L (mm)	重 量 Weight (kg)	底座孔距 Bolt Cir. Diam. U (mm)	底座螺紋 Thread V (mm)	螺紋深度 Thread Depth Z (mm)
1	19	17	65	M12	22
1	19	20	65	M12	22
1	19	23	65	M12	22
1	19	27	65	M12	22
1	19	31	65	M12	22
1	19	34	65	M12	22
1	19	19	95	M12	22
1	19	29	95	M12	22
1	19	40	95	M12	22
1	19	50	95	M12	22
1	19	61	95	M12	22
1	19	71	95	M12	22
1	19	39	130	M12	22
1	19	52	130	M12	22
1	19	65	130	M12	22
1	19	78	130	M12	22
1	19	92	130	M12	22
1	19	105	130	M12	22
1	24	68	165	M12	22
1	24	91	165	M12	22
1	24	146	165	M12	22
1	24	102	190	M12	22
1	24	136	190	M12	22
1	24	207	190	M12	22
1	19	184	180	M16	36
1	19	232	180	M16	36
1	19	303	180	M16	36
3	27	270	205	M16	36
3	27	330	205	M16	36
3	27	421	205	M16	36
3	27	401	250	M24	38
3	27	480	250	M24	38
3	27	599	250	M24	38
3	27	474	275	M24	38
3	27	565	275	M24	38
3	27	701	275	M24	38
3	27	741	330	M24	38
3	27	880	330	M24	38
3	27	1058	330	M24	38
3	27	1062	375	M24	38
3	27	1213	375	M24	38
3	27	1439	375	M24	38

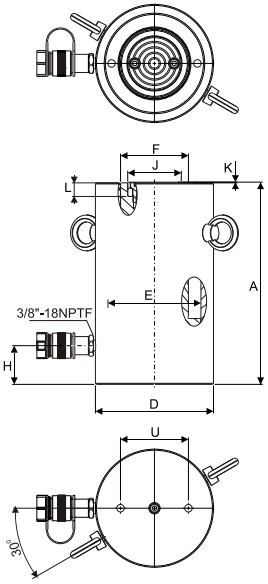

CSLSG-50 to CSLSG-150 models

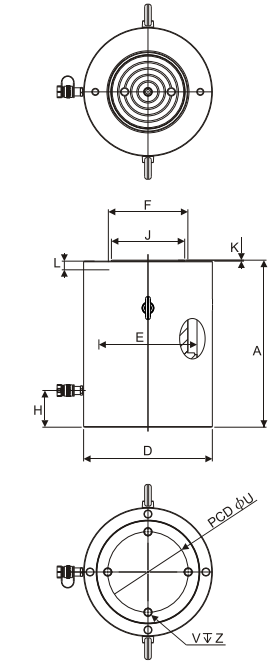

CSLSG-200 to CSLSG-1000 models

CSLRG Series

Capacity:
50-1,600 ton

Stroke:
50-300 mm

Maximum Operating Pressure:
700 bar

CSLRG 液壓雙動，高噸位千斤頂

- CSLRG系列均具底座螺孔。
- 雙動推、拉液壓回縮。
- 主軸硬鉻處理，耐磨、抗腐蝕。
- 油壓缸的回油油路具回油安全閥裝置預防突然超壓損害。
- 可替換式的溝槽墊塊為標準配件。
- 防塵環減少污染物附著。
- 表面粉體塗裝美觀抗腐蝕、防銹。
- 各型號均含SQB-3/8UF快速接頭及防塵蓋。

Double-Acting, High Tonnage Cylinders

※Base mounting holes standard on all models.
※Double-acting, for push and pull.
※Hard chrome plated plunger resists wear and corrosion.
※Safety valve in retract side of cylinder helps to prevent damage in case of accidental over-pressurization.
※Interchangeable, hardened grooved saddles are standard.
※Plunger wiper reduces contamination, extending cylinder life.
※Powder coat finish for increased corrosion resistance and antirust.
※Come with SQB-3/8UF female coupler & dust cap.

墊塊/鞍座 Saddle

- CSLRG-系列 均配有高硬度可移除式溝槽墊塊於起重時具防滑作用。偏心起重時請選用傾斜墊塊。
- 選配之傾斜墊塊請參閱選擇對照資訊。

※CSLRG-Series are equipped with hardened removable "Ribbed saddles" to prevent slippage during jacking.
For off-center loading application, see optional tilting saddle.
※For information on optional tilt saddles, see selection chart.

液壓泵浦 Pump Selection

雙動液壓千斤頂必須搭配具 4 口閥門的液壓泵浦。
A double-acting cylinder must be powered by a pump with a 4-way valve.

油壓缸能力選擇 Cylinder Capacity

- 高於1000 噸以上油壓缸亦提供製造。
- 請將您在舉昇系統中所需要的協助和相關技術資訊與就近的SUN RUN服務中心取得連繫。

※ More above 1000 tons cylinder capacity are also available.
※ Please contact SUN RUN office nearest to you for advice and technical assistance in the layout of your ideal Lift System.

請勿調整安全閥壓力！

適用於雙動千斤頂
RSR, RSRH, CSLRG 系列
大部份的雙動千斤頂安全閥壓力設定值為10000psi(700bar)。
超出原廠設定值時，安全閥會噴出液壓油保護千斤頂。
當安全閥發生漏油狀況時請先檢查快速接頭連接狀況。

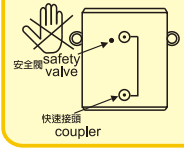

Don't adjust safety valve pressure!

Apply to double-acting cylinder
RSR, RSRH, CSLRG series
Most double-acting cylinder safety valve pressure setting 10000psi(700bar).
As surpasses the original factory hypothesis pressure safety valve will spurt oil to protect cylinder.
Leaking from safety valve, inspect connection of coupler at first.

底座螺孔方位 Mounting Hole Direction

- 上方底座螺孔依據油孔位置設定方位。
- 下方底座螺孔則依本廠設計設定方位。

※ Top mounting hole orientation is maintained to port location.
※ Bases mounting hole orientation is not maintained to port location.

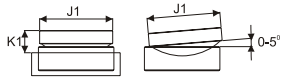

提把型式 Handle type
(S)：標準配件 standard equipped
(O)：選配 option
● 焊提把 Weldable
★ 吊環螺栓 Eyebolt
▲ 活動提把 Removable strap handles
■ 螺牙式活動提把 Thread

提把型式 Handle type (S)	型號 Model Number	能力 Cylinder ton(kN)	揚程 Stroke (mm)	最大出力 Max. Cylinder Cap. 推 Push (kN)	拉 Pull (kN)	本身高 Coll. Height A (mm)	總重 Weight (kg)	選配傾斜墊塊 Optional Tilt Saddle 型號 Model Number	直徑 Diam. J1 (mm)	高度 Height K1 (mm)
★	CSLRG-502	50 (539)	50	539	269	162	17	XKCATG-50	50	24
★	CSLRG-504		100	539	269	212	20	XKCATG-50	50	24
★	CSLRG-506		150	539	269	262	23	XKCATG-50	50	24
★	CSLRG-508		200	539	269	312	27	XKCATG-50	50	24
★	CSLRG-5010		250	539	269	362	31	XKCATG-50	50	24
★	CSLRG-5012		300	539	269	412	34	XKCATG-50	50	24
★	CSLRG-1002	100 (929)	50	929	433	182	29	XKCATG-100	73	29
★	CSLRG-1004		100	929	433	232	34	XKCATG-100	73	29
★	CSLRG-1006		150	929	433	282	40	XKCATG-100	73	29
★	CSLRG-1008		200	929	433	332	46	XKCATG-100	73	29
★	CSLRG-10010		250	929	433	382	52	XKCATG-100	73	29
★	CSLRG-10012		300	929	433	432	65	XKCATG-100	73	29
★	CSLRG-1502	150 (1390)	50	1390	675	196	39	XKCATG-150	91	31
★	CSLRG-1504		100	1390	675	246	52	XKCATG-150	91	31
★	CSLRG-1506		150	1390	675	296	65	XKCATG-150	91	31
★	CSLRG-1508		200	1390	675	346	78	XKCATG-150	91	31
★	CSLRG-15010		250	1390	675	396	92	XKCATG-150	91	31
★	CSLRG-15012		300	1390	675	446	105	XKCATG-150	91	31
★	CSLRG-2002	200 (1861)	50	1861	889	216	68	XKCATG-200	113	35
★	CSLRG-2006		150	1861	889	316	93	XKCATG-200	113	35
★	CSLRG-20012		300	1861	889	466	146	XKCATG-200	113	35
★	CSLRG-2502	250 (2565)	50	2565	1068	235	102	XKCATG-250	144	46
★	CSLRG-2506		150	2565	1068	335	136	XKCATG-250	144	46
★	CSLRG-25012		300	2565	1068	485	207	XKCATG-250	144	46
★	CSLRG-3002	300 (3193)	50	3193	1060	312	184	XKCATG-300	160	62
★	CSLRG-3006		150	3193	1060	412	232	XKCATG-300	160	62
★	CSLRG-30012		300	3193	1060	562	303	XKCATG-300	160	62
★	CSLRG-4002	400 (3919)	50	3919	1354	375	270	XKCATG-400	193	51
★	CSLRG-4006		150	3919	1354	475	330	XKCATG-400	193	51
★	CSLRG-40012		300	3919	1354	625	421	XKCATG-400	193	51
★	CSLRG-5002	500 (5114)	50	5114	1733	419	401	XKCATG-500	228	63
★	CSLRG-5006		150	5114	1733	519	480	XKCATG-500	228	63
★	CSLRG-50012		300	5114	1733	669	599	XKCATG-500	228	63
★	CSLRG-6002	600 (5987)	50	5987	2068	429	474	XKCATG-600	241	76
★	CSLRG-6006		150	5987	2068	529	565	XKCATG-600	241	76
★	CSLRG-60012		300	5987	2068	679	701	XKCATG-600	241	76
★	CSLRG-8002	800 (8234)	50	8234	2709	474	741	XKCATG-800	287	75
★	CSLRG-8006		150	8234	2709	574	868	XKCATG-800	287	75
★	CSLRG-80012		300	8234	2709	724	1058	XKCATG-800	287	75
								標準傾斜墊塊Equipped Tilt Saddle		
★	CSLRG-10002	1000 (10260)	50	10260	3792	564	1062	XKCATG-1000	311	93
★	CSLRG-10006		150	10260	3792	664	1213	XKCATG-1000	311	93
★	CSLRG-100012		300	10260	3792	814	1439	XKCATG-1000	311	93
★	CSLRG-16006	1600 (16024)	155	16024	4891	825	2179	XKCATG-1600	385	125

選配說明

假如您需要選配其他要求於您所訂製的千斤頂/油壓缸上,請依下列規範字尾增加編號

油缸外牙：CT

主軸內牙：PT

油缸外牙+主軸內牙：CPT

案例：

CSLRG-502選配油缸外牙及主軸內牙，訂製型號改為CSLRG-502CPT相關技術資詢請與SUN RUN取得聯繫。

Opt Features

To add optional features to order cylinder , add follow suffixes to the end of the model No..

Collar Thread:CT

Plunger internal thread:PT

Collar Thread+ Plunger internal thread:CPT

Example：

CSLSG-502 with collar and plunger internal thread, order:CSLSG-502CPT. Technical specifications for these features are available from SUN RUN.

型 號 Model Number	外部尺寸 Outer Dimension												
	能 力 Cylinder Cap.	揚 程 Stroke	最大出力 Max. Cylinder Cap.		受壓面積 Cylinder Effective Area		總油量 Oil Cap.		本身高 Coll. Height	伸長總高 Ext. Height	外 徑 Outside Diam.	內 徑 Cyl. Bore Diam.	主軸直徑 Plunger Diam.
			推 Push	拉 Pull	推 Push	拉 Pull	推 Push	拉 Pull					
	ton(kN)	(mm)	(kN)		(cm^2)		(cm^3)		A (mm)	(mm)	D (mm)	E (mm)	F (mm)
CSLRG-502	50 (539)	50	539	269	76.2	37.7	385	192	162	212	130	98.6	70.0
CSLRG-504		100	539	269	76.2	37.7	770	385	212	312	130	98.6	70.0
CSLRG-506		150	539	269	76.2	37.7	1155	577	262	412	130	98.6	70.0
CSLRG-508		200	539	269	76.2	37.7	1540	770	312	512	130	98.6	70.0
CSLRG-5010		250	539	269	76.2	37.7	1924	962	362	612	130	98.6	70.0
CSLRG-5012		300	539	269	76.2	37.7	2309	1155	412	712	130	98.6	70.0
CSLRG-1002	100 (929)	50	929	433	132.7	61.9	664	309	182	232	165	130.0	95.0
CSLRG-1004		100	929	433	132.7	61.9	1327	619	232	332	165	130.0	95.0
CSLRG-1006		150	929	433	132.7	61.9	1991	928	282	432	165	130.0	95.0
CSLRG-1008		200	929	433	132.7	61.9	2655	1237	332	532	165	130.0	95.0
CSLRG-10010		250	929	433	132.7	61.9	3318	1546	382	632	165	130.0	95.0
CSLRG-10012		300	929	433	132.7	61.9	3982	1856	432	732	165	130.0	95.0
CSLRG-1502	150 (1390)	50	1390	675	198.6	96.5	993	482	196	246	205	159.0	114.0
CSLRG-1504		100	1390	675	198.6	96.5	1986	965	246	346	205	159.0	114.0
CSLRG-1506		150	1390	675	198.6	96.5	2978	1447	296	446	205	159.0	114.0
CSLRG-1508		200	1390	675	198.6	96.5	3971	1930	346	546	205	159.0	114.0
CSLRG-15010		250	1390	675	198.6	96.5	4964	2412	396	646	205	159.0	114.0
CSLRG-15012		300	1390	675	198.6	96.5	5957	2895	446	746	205	159.0	114.0
CSLRG-2002	200 (1861)	50	1861	889	265.9	127.0	1330	635	216	266	235	184.0	133.1
CSLRG-2006		150	1861	889	265.9	127.0	3989	1905	316	466	235	184.0	133.1
CSLRG-20012		300	1861	889	265.9	127.0	7977	3809	466	766	235	184.0	133.1
CSLRG-2502	250 (2565)	50	2565	1068	366.4	152.6	1832	763	235	285	275	216.0	165.1
CSLRG-2506		150	2565	1068	366.4	152.6	5497	2289	335	485	275	216.0	165.1
CSLRG-25012		300	2565	1068	366.4	152.6	10993	4578	485	785	275	216.0	165.1
CSLRG-3002	300 (3193)	50	3193	1060	456.2	151.4	2281	757	312	362	310	241.0	197.1
CSLRG-3006		150	3193	1060	456.2	151.4	6843	2270	412	562	310	241.0	197.1
CSLRG-30012		300	3193	1060	456.2	151.4	13685	4541	562	862	310	241.0	197.1
CSLRG-4002	400 (3919)	50	3919	1354	559.9	193.5	2800	967	375	425	350	267.0	216.0
CSLRG-4006		150	3919	1354	559.9	193.5	8399	2902	475	625	350	267.0	216.0
CSLRG-40012		300	3919	1354	559.9	193.5	16797	5804	625	925	350	267.0	216.0
CSLRG-5002	500 (5114)	50	5114	1733	730.6	247.6	3653	1238	419	469	400	305.0	248.0
CSLRG-5006		150	5114	1733	730.6	247.6	10959	3713	519	669	400	305.0	248.0
CSLRG-50012		300	5114	1733	730.6	247.6	21918	7427	669	969	400	305.0	248.0
CSLRG-6002	600 (5987)	50	5987	2068	855.3	295.4	4276	1477	429	479	430	330.0	267.0
CSLRG-6006		150	5987	2068	855.3	295.4	12829	4431	529	679	430	330.0	267.0
CSLRG-60012		300	5987	2068	855.3	295.4	25659	8862	679	979	430	330.0	267.0
CSLRG-8002	800 (8234)	50	8234	2709	1176.3	387.0	5881	1935	474	524	505	387.0	317.0
CSLRG-8006		150	8234	2709	1176.3	387.0	17644	5806	574	724	505	387.0	317.0
CSLRG-80012		300	8234	2709	1176.3	387.0	35288	11611	724	1024	505	387.0	317.0
CSLRG-10002	1000 (10260)	50	10160	3699	1451.5	528.5	7329	2709	564	614	560	430.0	343.0
CSLRG-10006		150	10160	3699	1451.5	528.5	21986	8126	664	814	560	430.0	343.0
CSLRG-100012		300	10160	3699	1451.5	528.5	43972	16252	814	1114	560	430.0	343.0
CSLRG-16006	1600 (16024)	155	16024	4891	2289.1	699.3	35495	10845	825	980	710	540.0	450.0

外部尺寸 Outer Dimension						底座螺孔 Base Mounting Hole Dimensions		
底部前進油孔位置 Base to Advance Port H (mm)	頂部回油油孔位置 Top to Retract Port I (mm)	墊塊直徑 Standard Saddle Diam. J (mm)	凸出高度 Saddle Protrusion from Plngr. K (mm)	主軸孔深度 Depth of Plunger Hole L (mm)	總 重 Weight (kg)	底座孔距 Bolt Cir. Diam. U (mm)	底座螺紋 Thread V (mm)	螺紋深度 Thread Depth Z (mm)
42	33	50	1	19	17	65	M12	22
42	33	50	1	19	20	65	M12	22
42	33	50	1	19	23	65	M12	22
42	33	50	1	19	27	65	M12	22
42	33	50	1	19	31	65	M12	22
42	33	50	1	19	34	65	M12	22
54	48	75	1	19	29	95	M12	22
54	48	75	1	19	34	95	M12	22
54	48	75	1	19	40	95	M12	22
54	48	75	1	19	46	95	M12	22
54	48	75	1	19	52	95	M12	22
54	48	75	1	19	65	95	M12	22
61	56	94	1	19	39	130	M12	22
61	56	94	1	19	52	130	M12	22
61	56	94	1	19	65	130	M12	22
61	56	94	1	19	78	130	M12	22
61	56	94	1	19	92	130	M12	22
61	56	94	1	19	105	130	M12	22
67	56	113	1	24	68	165	M12	22
67	56	113	1	24	93	165	M12	22
67	56	113	1	24	146	165	M12	22
73	78	145	1	24	102	190	M12	22
73	78	145	1	24	136	190	M12	22
73	78	145	1	24	207	190	M12	22
101	75	177	1	19	184	180	M16	36
101	75	177	1	19	232	180	M16	36
101	75	177	1	19	303	180	M16	36
114	105	196	3	27	270	205	M16	36
114	105	196	3	27	330	205	M16	36
114	105	196	3	27	421	205	M16	36
114	135	228	3	27	401	250	M24	38
114	135	228	3	27	480	250	M24	38
114	135	228	3	27	599	250	M24	38
114	135	247	3	27	474	275	M24	38
114	135	247	3	27	565	275	M24	38
114	135	247	3	27	701	275	M24	38
149	135	297	3	27	741	330	M24	38
149	135	297	3	27	868	330	M24	38
149	135	297	3	27	1058	330	M24	38
174	170	323	3	27	1062	375	M24	38
174	170	323	3	27	1213	375	M24	38
174	170	323	3	27	1439	375	M24	38
205	170	—	—	—	2179	400	M24	30

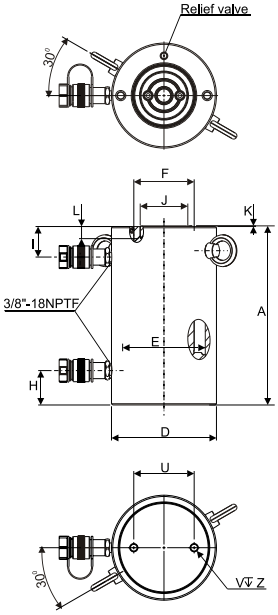

CSLRG-502 to CSLRG-15012

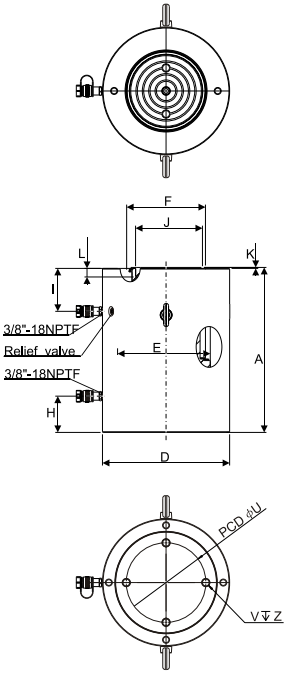

CSLRG-2002 to CSLRG-16006

CSLL Series

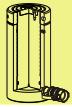

Capacity:
50-1,000 ton

Stroke:
50-300 mm

Maximum Operating Pressure:
700 bar

CSLL 液壓單動，高噸位鎖帽千斤頂

- 油壓缸內壁硬鉻處理，耐磨、抗腐蝕
- 安全鎖帽適於長時間荷重支撐
- 可替換式的溝槽墊塊為標準配件
- 單動重力回縮
- 揚程極限時具溢油孔作用
- 主軸及緊固螺帽特殊處理，耐磨、抗腐蝕
- 表面粉體塗裝美觀抗腐蝕、防銹
- 各型號均含SQB-3/8UF快速接頭及防塵蓋

Single-Acting, High Tonnage, Lock Nut Cylinders

※Hard chrome plated inner of barrel resistes wear and corrosion.
※Safety lock nut for mechanical load holding.
※Interchangeable, hardened grooved saddles are standard.
※Single-acting load return.
※Overflow port functions as a stroke limiter.
※Special coating on piston and lock nut improves corrosion and abrasion resistance.
※Powder coat finish for increased corrosion resistance and antirust.
※Come with SQB-3/8UF female coupler & dust cap.

墊塊/鞍座 Saddle

- CSLL-系列 均配有高硬度可移除式溝槽墊塊於起重時具防滑作用。偏心起重時請選用傾斜墊塊。
- 選配之傾斜墊塊請參閱選擇對照資訊。

※CSLL-Series are equipped with hardened removable "Ribbed saddles" to prevent slippage during jacking.
For off-center loading application, see optional tilting saddle.
※For information on optional tilt saddles, see selection chart.

特殊潤滑處理
Special Lubricant Coating

鎖帽
Lock ring

主軸
Piston

雙動設計

CSLL 系列油壓缸可設計成雙動樣式，相關技術資詢請與SUN RUN取得聯繫。
訂購編號如下：

CSLLR

雙動系列 ： CSLLR

Optional Features

CSLL series cylinder can be designed in Double-acting, please connect to SUN RUN.

Double-acting ：CSLLR

其他選配說明

假如您需要選配其他要求於您所訂製的千斤頂/油壓缸上，請依下列規範字尾增加編號。

回縮彈簧 ：XF

案例：
CSLL-502 選配回縮彈簧，訂製型號改為 CSLL-502XF 相關技術資詢請與SUN RUN取得聯繫。

Optional Features

To add optional features to your cylinder, add the follow suffixes to the end of the model number.

Spring return ：XF

Example :
CSLL-502 with spring return, order: CSLL-502XF
Technical specifications for these features are available from SUN RUN.

警 告 WARNING

適用於單動, 高噸位千斤頂
CSLP, CSLL, CSLS 系列
到達揚程極限時，溢流孔流出液壓油。
藉此警告並保護主軸超揚昇。

Apply to Single-acting, High tonnage cylinder CSLP, CSLL and CSLS series

When stroke limit is reached; overflow port ("weep hole") spurt oil to prevents piston from being overextended.

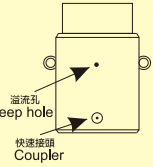

提把型式 Handle type
(S)：標準配件 standard equipped
(O)：選配 option
● 焊提把 Weldable
★ 吊環螺栓 Eyebolt
▲ 活動提把 Removable strap handles
■ 螺牙式活動提把 Thread

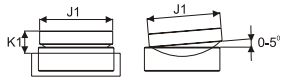

提把型式 Handle type (S)	型號 Model Number	能力 Cylinder Cap. ton(kN)	揚程 Stroke (mm)	受壓面積 Effective Area (cm^2)	本身高 Coll. Height A (mm)	總重 Weight (kg)	選配傾斜墊塊 Optional Tilt Saddle 型號 Model Number	直徑 Diam. J1(mm)	高度 Height K1(mm)
★	CSLL-502	50 (496)	50	70.9	164	15	XKCAT-100	71	24
★	CSLL-504		100	70.9	214	20	XKCAT-100	71	24
★	CSLL-506		150	70.9	264	25	XKCAT-100	71	24
★	CSLL-508		200	70.9	314	30	XKCAT-100	71	24
★	CSLL-5010		250	70.9	364	35	XKCAT-100	71	24
★	CSLL-5012		300	70.9	414	40	XKCAT-100	71	24
★	CSLL-1002	100 (929)	50	132.7	187	30	XKCAT-100	71	24
★	CSLL-1004		100	132.7	237	39	XKCAT-100	71	24
★	CSLL-1006		150	132.7	287	48	XKCAT-100	71	24
★	CSLL-1008		200	132.7	337	56	XKCAT-100	71	24
★	CSLL-10010		250	132.7	387	64	XKCAT-100	71	24
★	CSLL-10012		300	132.7	437	73	XKCAT-100	71	24
★	CSLL-1502	150 (1390)	50	198.6	209	53	XKCAT-200	130	20
★	CSLL-1504		100	198.6	259	66	XKCAT-200	130	20
★	CSLL-1506		150	198.6	309	78	XKCAT-200	130	20
★	CSLL-1508		200	198.6	359	92	XKCAT-200	130	20
★	CSLL-15010		250	198.6	409	104	XKCAT-200	130	20
★	CSLL-15012		300	198.6	459	117	XKCAT-200	130	20
★	CSLL-2002	200 (1859)	50	265.6	243	83	XKCAT-200	130	20
★	CSLL-2006		150	265.6	343	117	XKCAT-200	130	20
★	CSLL-20012		300	265.6	493	170	XKCAT-200	130	20
★	CSLL-2502	250 (2562)	50	366.1	249	116	XKCAT-250	150	21
★	CSLL-2506		150	366.1	349	162	XKCAT-250	150	21
★	CSLL-25012		300	366.1	499	234	XKCAT-250	150	21
★	CSLL-3002	300 (3193)	50	456.2	295	173	XKCAT-300	195	75
★	CSLL-3006		150	456.2	395	233	XKCAT-300	195	75
★	CSLL-30012		300	456.2	545	323	XKCAT-300	195	75
★	CSLL-4002	400 (3919)	50	559.9	335	250	XKCAT-400	225	85
★	CSLL-4006		150	559.9	435	327	XKCAT-400	225	85
★	CSLL-40012		300	559.9	585	441	XKCAT-400	225	85
★	CSLL-5002	500 (5118)	50	731.1	375	367	XKCAT-500	250	91
★	CSLL-5006		150	731.1	475	466	XKCAT-500	250	91
★	CSLL-50012		300	731.1	625	617	XKCAT-500	250	91
★	CSLL-6002	600 (5983)	50	854.8	395	446	XKCAT-600	275	96
★	CSLL-6006		150	854.8	495	562	XKCAT-600	275	96
★	CSLL-60012		300	854.8	645	737	XKCAT-600	275	96
★	CSLL-8002	800 (8238)	50	1176.9	455	709	XKCAT-800	320	123
★	CSLL-8006		150	1176.9	555	870	XKCAT-800	320	123
★	CSLL-80012		300	1176.9	705	1110	XKCAT-800	320	123
★	CSLL-10002	1000 (10260)	50	1466.4	495	949	XKCAT-1000	360	136
★	CSLL-10006		150	1466.4	595	1141	XKCAT-1000	360	136
★	CSLL-100012		300	1466.4	745	1430	XKCAT-1000	360	136

大噸數、低高度時
Low Height-High Tonnage

● 當初次使用於空間受限環境時，同時需要大噸數能力，而高度低的油壓缸時，扁平鎖帽型千斤頂提供更優質的選擇。

※ When low height with high force is required, pancake cylinders with lock nut offer the solution to lift the first few inches.

型 號 Model Number	外部尺寸 Outer Dimension								
	能 力 Cylinder Cap.	揚 程 Stroke	受壓面積 Effective Area	總油量 Oil Cap.	本身高 Coll. Height	伸長總高 Ext. Height	外 徑 Outside Diam.	內 徑 Bore Diam.	主軸直徑 Plunger Diam. (threaded)
	ton(kN)	(mm)	(cm^2)	(cm^3)	A (mm)	(mm)	D (mm)	E (mm)	F (mm)
CSLL-502	50 (496)	50	70.9	355	164	214	125	95.0	Tr95x4
CSLL-504		100	70.9	709	214	314	125	95.0	Tr95x4
CSLL-506		150	70.9	1064	264	414	125	95.0	Tr95x4
CSLL-508		200	70.9	1418	314	514	125	95.0	Tr95x4
CSLL-5010		250	70.9	1773	364	614	125	95.0	Tr95x4
CSLL-5012		300	70.9	2127	414	714	125	95.0	Tr95x4
CSLL-1002	100 (929)	50	132.7	664	187	237	165	130.0	Tr130x6
CSLL-1004		100	132.7	1327	237	337	165	130.0	Tr130x6
CSLL-1006		150	132.7	1991	287	437	165	130.0	Tr130x6
CSLL-1008		200	132.7	2654	337	537	165	130.0	Tr130x6
CSLL-10010		250	132.7	3318	387	637	165	130.0	Tr130x6
CSLL-10012		300	132.7	3981	437	737	165	130.0	Tr130x6
CSLL-1502	150 (1390)	50	198.6	993	209	259	205	159.0	Tr159x6
CSLL-1504		100	198.6	1986	259	359	205	159.0	Tr159x6
CSLL-1506		150	198.6	2979	309	459	205	159.0	Tr159x6
CSLL-1508		200	198.6	3972	359	559	205	159.0	Tr159x6
CSLL-15010		250	198.6	4965	409	659	205	159.0	Tr159x6
CSLL-15012		300	198.6	5958	459	759	205	159.0	Tr159x6
CSLL-2002	200 (1859)	50	265.6	1330	243	293	235	184.0	Tr184x6
CSLL-2006		150	265.6	3989	343	493	235	184.0	Tr184x6
CSLL-20012		300	265.6	7995	493	793	235	184.0	Tr184x6
CSLL-2502	250 (2562)	50	366.1	1832	249	299	275	216.0	Tr216x6
CSLL-2506		150	366.1	5496	349	499	275	216.0	Tr216x6
CSLL-25012		300	366.1	10976	499	799	275	216.0	Tr216x6
CSLL-3002	300 (3193)	50	456.2	2281	295	345	310	241.0	Tr241x6
CSLL-3006		150	456.2	6843	395	545	310	241.0	Tr241x6
CSLL-30012		300	456.2	13740	545	845	310	241.0	Tr241x6
CSLL-4002	400 (3919)	50	559.9	2800	335	385	350	267.0	Tr266x6
CSLL-4006		150	559.9	8399	435	585	350	267.0	Tr266x6
CSLL-40012		300	559.9	16800	585	885	350	267.0	Tr266x6
CSLL-5002	500 (5118)	50	731.1	3653	375	425	400	305.0	Tr305x6
CSLL-5006		150	731.1	10967	475	625	400	305.0	Tr305x6
CSLL-50012		300	731.1	21930	625	925	400	305.0	Tr305x6
CSLL-6002	600 (5983)	50	854.8	4277	395	445	430	330.0	Tr330x6
CSLL-6006		150	854.8	12830	495	645	430	330.0	Tr330x6
CSLL-60012		300	854.8	25650	645	945	430	330.0	Tr330x6
CSLL-8002	800 (8238)	50	1176.9	5882	455	505	505	387.0	Tr387x6
CSLL-8006		150	1176.9	17645	555	705	505	387.0	Tr387x6
CSLL-80012		300	1176.9	35370	705	1005	505	387.0	Tr387x6
CSLL-10002	1000 (10260)	50	1466.4	7329	495	545	560	432.0	Tr432x6
CSLL-10006		150	1466.4	21986	595	745	560	432.0	Tr432x6
CSLL-100012		300	1466.4	43980	745	1045	560	432.0	Tr432x6

外部尺寸 Outer Dimension					
底部前進油孔位置 Base to Advance Port H (mm)	墊塊直徑 Stand. Saddle Diam. J (mm)	凸出高度 Saddle Protrusion from Plgr. K (mm)	主軸孔深度 Depth of Plunger Hole L (mm)	鎖帽高度 Lock Nut Height S (mm)	總 重 Weight (kg)
30	71	2	15	36	15
30	71	2	15	36	20
30	71	2	15	36	25
30	71	2	15	36	30
30	71	2	15	36	35
30	71	2	15	36	40
30	71	2	15	44	30
30	71	2	15	44	39
30	71	2	15	44	48
30	71	2	15	44	56
30	71	2	15	44	64
30	71	2	15	44	73
39	130	2	25	44	53
39	130	2	25	44	66
39	130	2	25	44	78
39	130	2	25	44	92
39	130	2	25	44	104
39	130	2	25	44	117
50	130	2	25	50	83
50	130	2	25	50	117
50	130	2	25	50	170
50	150	2	25	56	116
50	150	2	25	56	162
50	150	2	25	56	234
59	139	5	25	60	173
59	139	5	25	60	233
59	139	5	25	60	323
70	159	5	25	70	250
70	159	5	25	70	327
70	159	5	25	70	441
80	179	5	25	80	367
80	179	5	25	80	466
80	179	5	25	80	617
85	194	5	25	85	446
85	194	5	25	85	562
85	194	5	25	85	737
100	224	5	25	100	709
100	224	5	25	100	870
100	224	5	25	100	1110
110	249	5	25	110	949
110	249	5	25	110	1141
110	249	5	25	110	1430

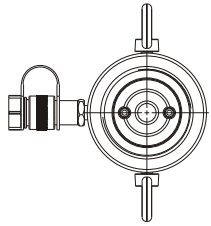

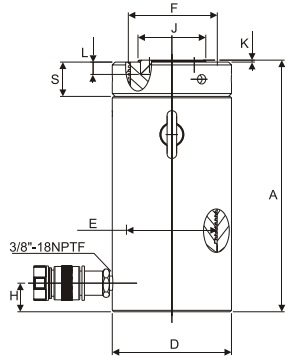

CSLL-502 to CSLL-25012

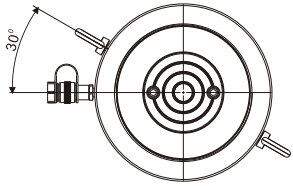

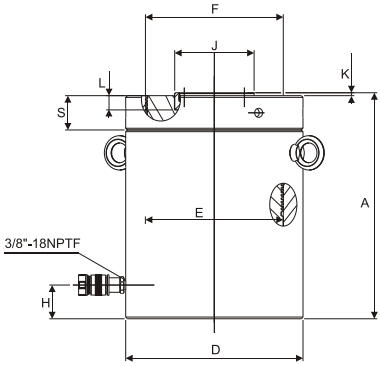

CSLL-3002 to CSLL-100012

CSLS Series

Capacity:
50-1,000 ton

Stroke:
50-300 mm

Maximum Operating Pressure:
700 bar

CSLS 液壓單動，高噸位千斤頂

- 型低、高荷重適於狹小空間作業
- 可替換式的溝槽墊塊為標準配件
- 單動重力回縮
- 揚程極限時具溢油孔作用
- 主軸硬鉻處理耐磨、抗腐蝕
- 防塵環減少污染物附著，增加使用壽命
- 表面粉體塗裝美觀抗腐蝕、防銹
- 各型號均含SQB-3/8UF快速接頭及防塵蓋

Single-Acting, High Tonnage Cylinder

※Lowest collapsed height for use in confined spaces.
※Interchangeable, hardened grooved saddles are standard.
※Single-acting, load return.
※Overflow port functions as a stroke limiter.
※Hard chrome plated plunger resists wear and corrosion.
※Plunger wiper reduces contamination, extending cylinder life.
※Powder coat finish for increased corrosion resistance and antirust.
※Come with SQB-3/8UF female coupler & dust cap.

墊塊/鞍座 Saddle

- CSLS-系列 均配有高硬度可移除式溝槽墊塊於起重時具防滑作用。偏心起重時請選用傾斜墊塊。
- 選配之傾斜墊塊請參閱選擇對照資訊。

※CSLS-Series are equipped with hardened removable "Ribbed saddles" to prevent slippage during jacking.
For off-center loading application, see optional tilting saddle.
※For information on optional tilt saddles, see selection chart.

油壓缸能力選擇 Cylinder Capacity

- 高於1000 噸以上油壓缸亦提供製造。
- 請將您在舉昇系統中所需要的協助和相關技術資訊與就近的SUN RUN服務中心取得連繫。

※More above 1000 tons cylinder capacity are also available.
※Please contact SUN RUN office nearest to you for advice and technical assistance in the layout of your ideal Lift System.

其他選配說明

假如您需要選配其他要求於您所訂製的千斤頂/油壓缸上，請依下列規範字尾增加編號。

回縮彈簧 ：XF

案例：
CSLS-502 選配回縮彈簧，訂製型號改為 CSLS-502XF 相關技術資詢請與SUN RUN取得聯繫。

Optional Features

To add optional features to your cylinder, add the follow suffixes to the end of the model number.

Spring return ：XF

Example :
CSLS-502 with spring return, order: CSLS-502XF
Technical specifications for these features are available from SUN RUN.

警 告
WARNING

適用於單動,高噸位千斤頂
CSLP, CSLL, CSLS 系列
到達揚程極限時，溢流孔流出液壓油。
藉此警告並保護主軸超揚昇。

Apply to Single-acting, High tonnage cylinder CSLP, CSLL and CSLS series
When stroke limit is reached; overflow port ("weep hole") spurt oil to prevents piston from being overextended.

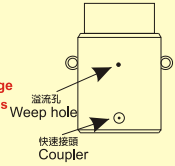

提把型式 Handle type
(S)：標準配件 standard equipped
(O)：選配 option
● 焊提把 Weldable
★ 吊環螺栓 Eyebolt
▲ 活動提把 Removable strap handles
■ 螺牙式活動提把 Thread


焊提把 Weldable


吊環螺栓 Eyebolt


活動提把 Removable strap handles


螺牙式活動提把 Thread

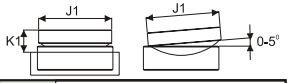

提把型式 Handle type (S)	型號 Model Number	能力 Cylinder Cap. ton(kN)	揚程 Stroke (mm)	受壓面積 Effective Area (cm^2)	本身高 Coll. Height A (mm)	總重 Wt. (kg)	選配傾斜墊塊 Optional Tilt Saddle 型號 Model Number	直徑 Diam. J1 (mm)	高度 Height K1 (mm)
★	CSLS-502	50 (496)	50	70.9	128	14	XKCAT-100	71	24
★	CSLS-504		100	70.9	178	18	XKCAT-100	71	24
★	CSLS-506		150	70.9	228	23	XKCAT-100	71	24
★	CSLS-508		200	70.9	278	28	XKCAT-100	71	24
★	CSLS-5010		250	70.9	327	33	XKCAT-100	71	24
★	CSLS-5012		300	70.9	378	38	XKCAT-100	71	24
★	CSLS-1002	100 (929)	50	132.7	143	24	XKCAT-100	71	24
★	CSLS-1004		100	132.7	193	32	XKCAT-100	71	24
★	CSLS-1006		150	132.7	243	40	XKCAT-100	71	24
★	CSLS-1008		200	132.7	293	49	XKCAT-100	71	24
★	CSLS-10010		250	132.7	343	58	XKCAT-100	71	24
★	CSLS-10012		300	132.7	392	66	XKCAT-100	71	24
★	CSLS-1502	150 (1390)	50	198.6	165	43	XKCAT-200	130	20
★	CSLS-1504		100	198.6	215	55	XKCAT-200	130	20
★	CSLS-1506		150	198.6	265	69	XKCAT-200	130	20
★	CSLS-1508		200	198.6	315	82	XKCAT-200	130	20
★	CSLS-15010		250	198.6	365	95	XKCAT-200	130	20
★	CSLS-15012		300	198.6	414	108	XKCAT-200	130	20
★	CSLS-2002	200 (1859)	50	265.6	193	66	XKCAT-200	130	20
★	CSLS-2006		150	265.6	293	101	XKCAT-200	130	20
★	CSLS-20012		300	265.6	443	154	XKCAT-200	130	20
★	CSLS-2502	250 (2562)	50	366.1	193	90	XKCAT-250	150	21
★	CSLS-2506		150	366.1	293	137	XKCAT-250	150	21
★	CSLS-25012		300	366.1	443	208	XKCAT-250	150	21
★	CSLS-3002	300 (3193)	50	456.2	235	137	XKCAT-300	195	75
★	CSLS-3006		150	456.2	335	198	XKCAT-300	195	75
★	CSLS-30012		300	456.2	485	288	XKCAT-300	195	75
★	CSLS-4002	400 (3919)	50	559.9	265	200	XKCAT-400	225	85
★	CSLS-4006		150	559.9	365	275	XKCAT-400	225	85
★	CSLS-40012		300	559.9	515	390	XKCAT-400	225	85
★	CSLS-5002	500 (5118)	50	731.1	295	289	XKCAT-500	250	91
★	CSLS-5006		150	731.1	395	390	XKCAT-500	250	91
★	CSLS-50012		300	731.1	545	540	XKCAT-500	250	91
★	CSLS-6002	600 (5983)	50	854.8	310	350	XKCAT-600	275	96
★	CSLS-6006		150	854.8	410	465	XKCAT-600	275	96
★	CSLS-60012		300	854.8	560	640	XKCAT-600	275	96
★	CSLS-8002	800 (8238)	50	1176.9	355	549	XKCAT-800	320	123
★	CSLS-8006		150	1176.9	455	709	XKCAT-800	320	123
★	CSLS-80012		300	1176.9	605	950	XKCAT-800	320	123
★	CSLS-10002	1000 (10260)	50	1466.4	385	729	XKCAT-1000	360	136
★	CSLS-10006		150	1466.4	485	921	XKCAT-1000	360	136
★	CSLS-100012		300	1466.4	635	1210	XKCAT-1000	360	136

型 號 Model Number	能 力 Cylinder Cap. ton(kN)	揚 程 Stroke (mm)	受壓面積 Effective Area (cm^2)	總油量 Oil Cap. (cm^3)	本身高 Coll. Height A (mm)	伸長總高 Ext. Height (mm)	外 徑 Outside Diam. D (mm)	內 徑 Bore Diam. E (mm)	主軸直徑 Plunger Diam. F (mm)
	外部尺寸 Outer Dimension								
CSLS-502	50 (496)	50	70.9	355	128	178	125	95.0	95.0
CSLS-504		100	70.9	709	178	278	125	95.0	95.0
CSLS-506		150	70.9	1064	228	378	125	95.0	95.0
CSLS-508		200	70.9	1418	278	478	125	95.0	95.0
CSLS-5010		250	70.9	1773	327	578	125	95.0	95.0
CSLS-5012		300	70.9	2127	378	678	125	95.0	95.0
CSLS-1002	100 (929)	50	132.7	664	143	193	165	130.0	130.0
CSLS-1004		100	132.7	1327	193	293	165	130.0	130.0
CSLS-1006		150	132.7	1991	243	393	165	130.0	130.0
CSLS-1008		200	132.7	2654	293	493	165	130.0	130.0
CSLS-10010		250	132.7	3318	343	593	165	130.0	130.0
CSLS-10012		300	132.7	3981	392	693	165	130.0	130.0
CSLS-1502	150 (1390)	50	198.6	993	165	215	205	159.0	159.0
CSLS-1504		100	198.6	1986	215	315	205	159.0	159.0
CSLS-1506		150	198.6	2979	265	415	205	159.0	159.0
CSLS-1508		200	198.6	3972	315	515	205	159.0	159.0
CSLS-15010		250	198.6	4965	365	615	205	159.0	159.0
CSLS-15012		300	198.6	5958	414	715	205	159.0	159.0
CSLS-2002	200 (1859)	50	265.6	1330	193	243	235	183.9	183.9
CSLS-2006		150	265.6	3989	293	443	235	183.9	183.9
CSLS-20012		300	265.6	7977	443	743	235	183.9	183.9
CSLS-2502	250 (2562)	50	366.1	1832	193	243	275	215.9	215.9
CSLS-2506		150	366.1	5496	293	443	275	215.9	215.9
CSLS-25012		300	366.1	10996	443	743	275	215.9	215.9
CSLS-3002	300 (3193)	50	456.2	2281	235	285	310	241.0	241.0
CSLS-3006		150	456.2	6843	335	485	310	241.0	241.0
CSLS-30012		300	456.2	13710	485	785	310	241.0	241.0
CSLS-4002	400 (3919)	50	559.9	2800	265	315	350	267.0	267.0
CSLS-4006		150	559.9	8399	365	515	350	267.0	267.0
CSLS-40012		300	559.9	16770	515	815	350	267.0	267.0
CSLS-5002	500 (5118)	50	731.1	3656	295	345	400	305.1	305.1
CSLS-5006		150	731.1	10967	395	545	400	305.1	305.1
CSLS-50012		300	731.1	21900	545	845	400	305.1	305.1
CSLS-6002	600 (5983)	50	854.8	4277	310	360	430	329.9	329.9
CSLS-6006		150	854.8	12830	410	560	430	329.9	329.9
CSLS-60012		300	854.8	25710	560	860	430	329.9	329.9
CSLS-8002	800 (8238)	50	1176.9	5882	355	405	505	387.1	387.1
CSLS-8006		150	1176.9	17645	455	605	505	387.1	387.1
CSLS-80012		300	1176.9	35370	605	905	505	387.1	387.1
CSLS-10002	1000 (10260)	50	1466.4	7329	385	435	560	432.1	432.1
CSLS-10006		150	1466.4	21986	485	635	560	432.1	432.1
CSLS-100012		300	1466.4	43950	635	935	560	432.1	432.1

外部尺寸 Outer Dimension				
底部前進油孔位置 **Base to Advance Port** H (mm)	墊塊直徑 **Standard Saddle Diam.** J (mm)	凸出高度 **Saddle Protrusion from Plngr.** K (mm)	主軸孔深度 **Depth of plunger Hole** L (mm)	總 重 **Weight** (kg)
30	71	2	15	14
30	71	2	15	18
30	71	2	15	23
30	71	2	15	28
30	71	2	15	33
30	71	2	15	38
30	71	2	15	24
30	71	2	15	32
30	71	2	15	40
30	71	2	15	49
30	71	2	15	58
30	71	2	15	66
39	130	2	25	43
39	130	2	25	55
39	130	2	25	69
39	130	2	25	82
39	130	2	25	95
39	130	2	25	108
50	130	2	25	66
50	130	2	25	101
50	130	2	25	154
50	150	2	25	90
50	150	2	25	137
50	150	2	25	208
59	139	5	25	137
59	139	5	25	198
59	139	5	25	288
70	159	5	25	200
70	159	5	25	275
70	159	5	25	390
80	179	5	25	289
80	179	5	25	390
80	179	5	25	540
85	194	5	25	350
85	194	5	25	465
85	194	5	25	640
100	224	5	25	549
100	224	5	25	709
100	224	5	25	950
110	249	5	25	729
110	249	5	25	921
110	249	5	25	1210

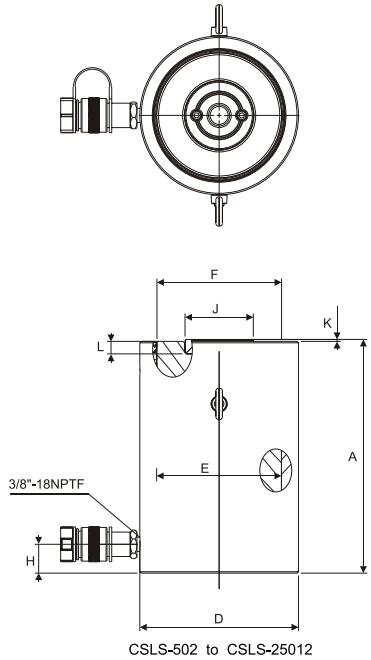

CSLS-502 to CSLS-25012

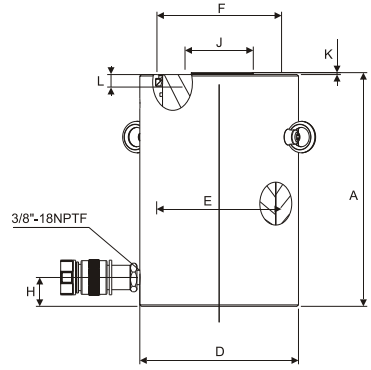

CSLS-3002 to CSLS-100012

BSRC/ BSRP
Series

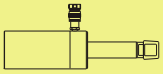

Capacity:
2.5-50 tons

Stroke:
127-155mm

Maximum Operatmmg Pressure:
700 bar

BSRC / BSRP 液壓單動彈簧回縮，倒拉式千斤頂

- 高強度合金鋼結構。
- 主軸極限設計，保護主軸超陽程。
- 主軸電硬鉻延長使用壽命。
- 主軸防塵環防污染增加使用壽命。
- 表面粉體塗裝美觀抗腐蝕、防銹。
- 各型號均含SQB-3/8UF快速接頭及防塵蓋。

Single-Acting, Spring return Pull Cylinders

※High strength alloy steel construction.
※Plunger blow-out protection to prevent over-extension.
※Hard chrome-plated plunger for long life.
※Plunger wiper reduces contamination, extending cylinder life.
※Powder coat finish for increased corrosion resistance and antirust.
※SQB-3/8UF coupler and dust cap are included on all models.

型號 Model Number	外部尺寸 Outer Dimension											
	能力 Cylinder Capacity ton(kN)	揚程 Stroke (mm)	受壓面積 Cylinder Effective Area (cm^2)	總油量 Oil Cap. (cm^3)	本身高 Coll. Height A (mm)	伸長總高 Ext. Height (mm)	外徑 Outside Diam. D (mm)	內徑 Cylinder Bore Diam. E (mm)	主軸直徑 Plunger Diam. F (mm)	頂部進油油孔位置 Top to inlet. Port H (mm)	墊塊尺寸 Saddle Diam. J (in)	總重 Wt. (kg)
BSRC-25	2.5(24)	127	3.6	45	265	392	48	28.7	19.1	45	3/4"-14NPT	1.8
BSRC-55	5(51)	140	7.3	101	301	441	57	42.9	30.2	42	1-1/4"-11.5NPT	4.5
BSRC-106	10(105)	151	15.0	228	289	440	85	54.1	31.8	39	—	9.5

BSRP-106L

BSRP-306

型號 Model Number	外部尺寸 Outer Dimension								
	能力 Cylinder Capacity ton(kN)	揚程 Stroke (mm)	受壓面積 Cylinder Effective Area (cm^2)	總油量 Oil Cap. (cm^3)	本身高 Coll. Height A (mm)	伸長總高 Ext. Height B (mm)	外徑 Outside Diam. D (mm)	內徑 Cylinder Bore Diam. E (mm)	總重 Wt. (kg)
BSRP-106C	10(105)	151	15.7	227	587	738	85	55.0	10.9
BSRP-106L	10(105)	151	15.7	227	565	716	85	55.0	15.9
BSRP-306	30(326)	155	46.6	709	1085	1240	137	88.9	60.0
BSRP-606	50(505)	152	76.0	1154	720	872	140	110.0	65.6

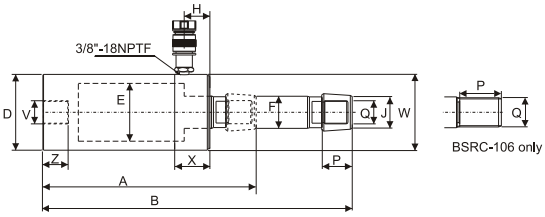

底座螺孔Cylinder Mounting Dimension				
型號-能力 **Cylinder Model/ Capacity** (ton)	底部螺孔 **Base Mounting Hole** V	外牙螺紋 **Collar Thread** W	外牙長度 **Collar Thread Length** X (mm)	底螺紋深 **Mtg. Thread Length** Z (mm)
BSRC-25	3/4"-14NPT	1-1/2"-16UN	24.9	17
BSRC-55	1-1/4"-11.5NPT	2-1/4"-14UN	26.9	24
BSRC-106	M30-2	M85-2	25.9	24

型 號 **Model Number**	牙紋尺寸 Threads Dimension		底座螺孔 Cylinder Mounting Dimension			
	螺紋深度 **Plunger Thread Length** P (mm)	主軸螺紋 **Plunger Outside Thread** Q (mm)	底部螺孔 **Base Mounting Hole** V	外牙螺紋 **Collar Thread** W	外牙長度 **Collar Thread Length** X (mm)	底螺紋深 **Mtg. Thread Length** Z (mm)
BSRC-25	28	11/16"-24	3/4"-14NPT	1-1/2"-16UN	24	17
BSRC-55	32	1-3/16"-16	1-1/4"-11.5NPT	2-1/4"-14UN	26	24
BSRC-106	25	M30-2	M30-2	M85-2	25	24

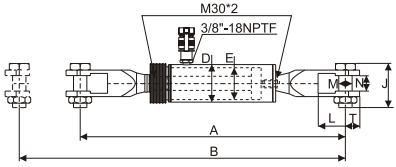

BSRP-106C

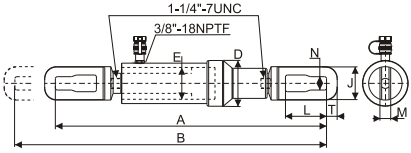

BSRP-306

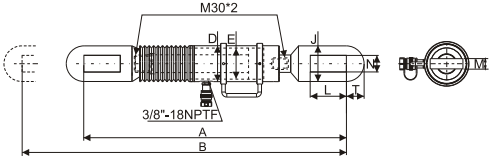

BSRP-106L

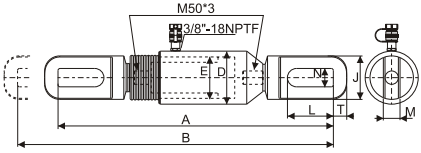

BSRP-606

型 號 **Model Number**	連接勾尺寸 Link Dimension				
	勾高度 **Link Ht.** J (mm)	勾開口 **Link Opening** L (mm)	勾厚度 **Link Thickness** M (mm)	勾寬 **Link Width** N (mm)	勾端吊耳厚度 **Slot to Link end** T (mm)
BSRP-106C	120	62	30.2	35	32
BSRP-106L	67	115	22.4	30	32
BSRP-306	114	145	35.1	40	50
BSRP-606	130	150	39.8	50	70

LSW
Series

Maximum Spread Force:
16 ton (157kN)

Min. Clearance / Max. Lift Ht.[1]:
9.9 / 51.3-69.1[1] mm

Maximum Operating Pressure:
700 bar

1)Using Stepped block SWRFSB to increase wedge lifting height 30mm.

LSW-16

油壓楔型舉升器

- 僅需0.39(9.9mm)的間隙。
- 在700bar壓力時具16ton舉升力。
- 自動機械回縮 (單動彈簧回縮)。
- 安全舉升16ton不滑落。
- 附安全墊塊 SLW-C1-16。
- 串聯使用可提升至32ton或64ton。
- 每階可垂直舉升21.1mm(選配階梯墊塊 SLW16-A07可最大舉升69.1mm)
- 每階均可承載全額定荷重。
- 獨特的連結設計，無首階彎曲及防滑設計。

Hydraulic Vertical Lifting Wedge

※Require 0.39" (9.9mm) access gap.
※Lifting force 16 ton at 700bar hydraulic pressure.
※Automatic mechanical retraction (single acting spring return).
※Securely raises or lowers 16 tons with no slippage.
※Lifting wedge LSW-16 includes safety block SLW-C1-16.
※Use in tandem to lift 32 tons, or 64 tons.
※21.1mm of vertical lift from each step (maximum lift to 69.1mm with optional SLW-C2-16 stepped block).
※Each step can spread under full load.
※Unique interlocking wedge design, no first step bending and risk of slipping out.


LSW-16

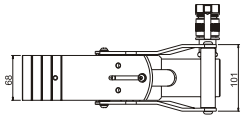

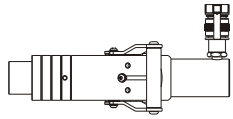

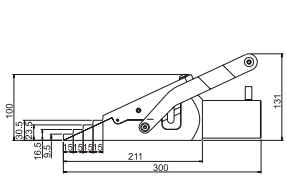

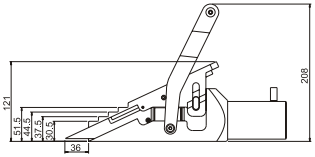


LSW-161

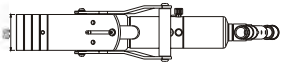

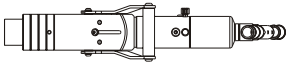

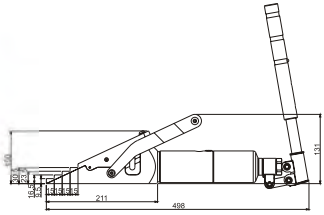

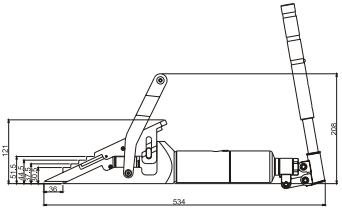

尺寸
Dimension(mm)

選配配件
Optional fitting


SLW16-A07
階梯墊塊
Stepped Block

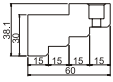

選配SLW-C2-16階梯墊塊
Optional LSLW-C2-16 Stepped Block

標準配件
Equipped fitting


收納箱
Stock Box


SLW-C1-16
安全墊塊
Safety Block

手控分流閥
建議使用控制分流閥同步控制2或4個楔型舉升器

Control Manifolds
Control Manifold to control two or four lifting wedges simultaneously.

型號 Model No.	最大撐開力 Max.Lifting Force ton (kN)	最小空隙 Minimum clearance Gap (mm)	每階最大舉升 Max. Lift per Stage (mm)	最大舉升高 Max. Lift Ht. (mm)	使用階梯墊塊最大舉升高 Max. Lift Ht. Using stepped block (mm)	總油量 Oil Capacity (cc)	重量 Weight (kg)
LSW-16	16ton(157kN)	9.9mm	21.1mm	51.3mm	69.1mm	78	7
LSW-161	16ton(157kN)	9.9mm	21.1mm	51.3mm	69.1mm	152	7

WSR 楔型撐開器

- 單動彈簧回縮。
- 適用於工作空間非常狹小環境。

Hydraulic Wedgie and Spread Cylinder

※Single-acting, spring return.
※For use in very confined work areas.

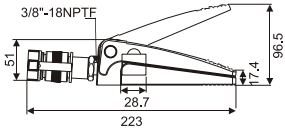



WSR-1 Series

Capacity: 1ton
Tip Clearance: 17.4mm
Maximum Spread: 96.5mm
Maximum Operating Pressure: 700 bar

油壓缸荷重 Cylinder Capacity (ton)kN	型號 Model Number	尖端空隙 Tip clearance (mm)	最大撐開 Maximum Spread (mm)	油缸受壓面積 Cylinder Eff. Area (cm²)	總油量 Oil Capacity (cm³)	重量 Weight (kg)
1(8.9)	WSR-1	17.4	96.5	6.5	10	2.3

SLOH 油壓側趾式千斤頂

- 用於最小頂升空間設備。
- 遠端操作液壓泵，安全性更高。
- 低高度頂升突趾。
- 精確導向減少摩擦並避免油缸偏向荷載。
- 二隻可延伸的支撐腳增加穩定性。
- 包括RSC系列油缸及SQB系列快速接頭。

Hydraulic Machine Lifts

※For lifting heavy equipment with minimum available access.
※Remote operation of hydraulic pump enhances safety.
※Low-height lifting toe.
※Precision guided to reduce friction and isolate cylinder from side-loads.
※Two extendable support feet provide extra stability.
※Includes RSC series cylinder with SQB series coupler.

SLOH Series

Toe Capacity: 8.5-20 ton
Stroke: 136-157-362mm
Maximum Operating Pressure: 700 bar

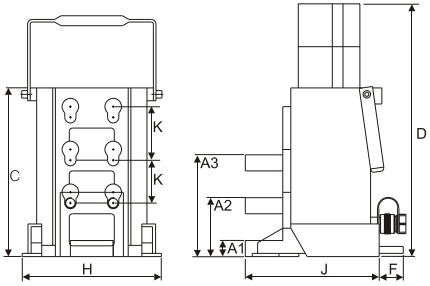

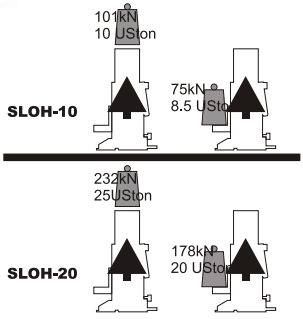



型號 Model No.	頂部荷重 Top cap. (ton)	爪部荷重 Low toe-Lift cap. tons/kN	揚程 Stroke (mm)	油量 Oil Capacity (c.c)	外型尺寸 Dimensions (mm) 本體高 Body Ht. C	伸長高 Ext. Ht. D	F	H	J	K	突趾高度 Toe-Lift Clearance with Cyl. Retracted A1-A2-A3 (mm)	總重 Weight (kg)	最大壓力 Max. Pressure (bar)
SLOH-10	10.0	8.5/75	136	224.5	294	430	-	190	214	74	20-95-169	26	700
SLOH-20	20.0	20/178	157	524.4	320	472	65	265	250	80	30-110-190	45	700

PSC 同步舉昇系統

- 可同時監控4~64組荷重及揚程
- 單位油壓缸荷重能力可10~1000噸
- 全揚程精度高達1mm
- PLC控制單元，便於操作者使用
- 資料自動資料儲存
- 系統理想的安全設定

PSC Series

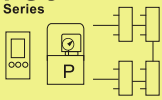

Capacity per Lifting point:
10-1000 ton

Max. Stroke:
5000 mm

Maximum Operating Pressure:
700 bar

Synchronous Lift System

※4 to 64 points, load and stroke monitored and controlled.
※Capacities from 10 up to 1000 ton per lifting point.
※Up to 1mm accuracy over full plunger stroke.
※PLC-control unit with user-friendly touch screen.
※Automatic data storage.
※System secured with warning and stop features to achieve optimal safety.

系統選配：	System Options:
調整荷重及力量	Load and force measurement.
力量調整精度高達0.1%	Load cell for precise force measurement up to 0.1% of full scale.
數位揚程感應器：	Digital stroke sensors for:
超過全揚程精度高達0.1mm	up to 0.1mm accuracy over full stroke.
二點間或舉昇點間超過最大1km	up to max. 1km distance between control unit and lifting points.
雙傾斜軸心控制水平結構	Two-axis tilting control to level structures.
油溫冷卻系統	Oil heater or heat exchange for extreme conditions.

1.液壓泵浦
2.PLC-控制螢幕
3.油壓缸
4.揚程感應器
5.感應器電線
6.電磁閥
7.壓力轉換器

1.Hydraulic Pump
2.PLC-control screen
3.Hydraulic Cylinder
4.Stroke sensors
5.Sensor cables
6.Solenoid control valves
7.Pressure transducer

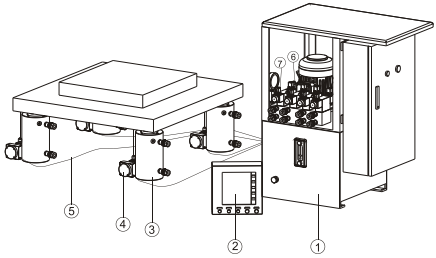

產品裝置 Features	Basic 基本	Premium 選配
類比訊號揚程感應器 Analog stroke sensors	×	×
數位訊號揚程感應器 Digital stroke sensors	–	○
揚程控制器 Stroke controlled movement	×	×
荷重控制器 Load controlled movement	–	×
最大準確性(依據組合件) Max. Accuracy (depends on components)	±1.0mm	±0.1mm
能力記錄 Recording capabilities	–	×
圖表 Graphical representation	–	○
通訊能力 Intercommunication capabilities	–	○
感應線 Sensor cables	×	×

基本 & 選配 系統管理 & 控制規格
X=S標準，O=選配
Basic & Premium System Management & Control Features
X=Standard, O=Optional

警告裝置 Alarms	Basic 基本	Premium 選配
揚程極限 Stroke limitation	×	×
荷重極限 Load limitation	–	×
低油位 Low oil level	–	×
濾油器警告 Oil filter warning	–	×
油溫警告 Oil temperature warning	–	×

RSE 圓孔U型勾 Clevis Eyes

RSEB

RSEP

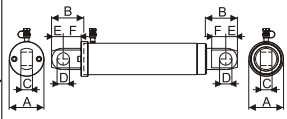

型式 Type	型 號 Model No.	圓孔U型勾尺寸 Clevis Eyes Dimensions (mm)					
		A	B	C	D	E	F
Plunger 主軸端	RSEP-5	28	41	14	16	16	19
	RSEP-10	42	61	25	22	25	28
	RSER-25	57	74	38	31	31	35
Base 尾端	RSEB-5	44	47	14	16	16	25
	RSEB-10	63	66	25	22	25	35
	RSEB-15	76	66	25	22	25	35
	RSEB-25	95	79	38	31	31	41

JSBI 底座支撐架 Base Plate

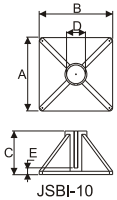

JSBI-10
JSBI-25

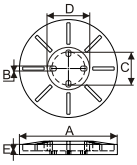

JSBI-50

型 號 Model No.	尺寸 Dimensions (mm)				
	A	B	C	D	E
JSBI-10	228	228	135	58	14
JSBI-25	279	279	140	86	26
JSBI-50	304	15	95	131	31

RSB 中孔螺紋墊塊 Mounting Block

RSB

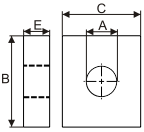

RSB-5, 10, 15, 25

型 號 Model No.	尺寸 Dimensions (mm)							
	A	B	C	D	E	F	G	H
RSB-5	1-1/2"-16	88	76	-	25	-	-	-
RSB-10	2-1/4"-14	114	88	-	25	-	-	-
RSB-15	2-3/4"-16	101	114	-	38	-	-	-
RSB-25	3-15/16"-12	127	165	-	50	-	-	-
ASW-51	1-1/2"-16	70	59	10	24	54	1/4"-20	41
ASW-53	1-1/2"-16	72	7	7	19	57	1/4"-20	10
ASW-102	2-1/4"-14	100	82	16	30	76	7/16"-20	58

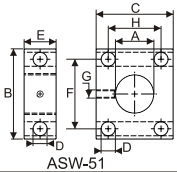

ASW-51

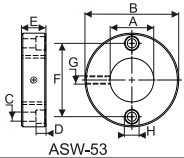

ASW-53

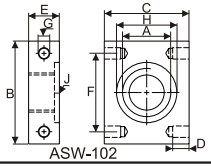

ASW-102

全球服務點
World Headquarters

巨輪興股份有限公司-總公司

CHU LUN SING CO.,LTD- Head Office

820115高雄市岡山區岡山北路199號
No.199, Gangshan N. Rd., Gangshan Dist.,
Kaohsiung City 82059, Taiwan
TEL:886-7-6210505
FAX:886-7-6217575
https://www.sunrun.com.tw
e-mail: sun.run@msa.hinet.net

Singapore

Sun Hydraulics Pte Ltd

2 Yishun Industrial Street 1
#04-15 North Point Bizhub
Singapore 768159
TEL：65-6 841 7833
FAX：65-6 844 2231
http://www.sunhydraulics.com.sg
e-mail: sales@sunhydraulics.com.sg

Thailand

Sun Hydraulics【Thailand】Co., Ltd

293/14 Soi Ramintra 119 Minburi Bangkok
10510 Thailand
TEL：66-2 540 6631
FAX：66-2 540 6632
http:// www.sunhydraulics.co.th
e-mail: sales@sunhydraulics.co.th

India

V-tech power hydraulics

5, Roshan House, Plot # 18, Sector # 30
Opp. Sanpada Railway Station, Sanpada (West) ,
Navi Mumbai - 400 705, Maharashtra, India
TEL：91 22 27 75 21 80
FAX：91 22 27 75 11 81
http:// www.vtechhydraulic.com
e-mail: sales@vtechhydraulic.com

China-Shanghai

Chu Lun Sing Machinery【Shanghai】Co., Ltd

昆山市花橋鎮花安路169號中寰廣場公寓樓1層5室
Room5,building 169,HuaAn Road,HuaQiao District KunShan City
TEL：86- 21 39217246
FAX：86-51 236870145
Mobil：86- 18001933799

SYSTEM CERTIFICATION
ISO 9001
SGS
UKAS
MANAGEMENT SYSTEMS
0005

SUN RUN