



巨輪興有限公司

高雄市岡山區岡山北路199號

CHU LUN SING CO.,LTD

No.199, Gangshan N. Rd., Gangshan Dist.,
Kaohsiung City 82059, Taiwan

<http://www.sunrun.com.tw>

E-mail:sun.run@msa.hinet.net

TEL:886-7-6210505

FAX:886-7-6217575

輪胎迫擊器

操作說明

SD-20A

SD-25A



中文 : C1~C3

中文
English
Ver.16

1. 安全預防措施



不遵守以下的注意事項和警告將引起設備損失及人員傷害。



重要事項：未滿18歲人員不得擅自操作。操作SUN RUN油壓設備前請先仔細閱讀並了解相關操作手冊、安全事項和警告事項。操作人員負有油壓設備週邊之人員及環境之安全責任。



警告事項：操作人員於使用期間為避免傷害，需全程配戴安全防護措施。



危險事項：為避免人員傷害，請於操作過程中手、腳遠離液(油)油壓缸和液壓設備。



警告事項：禁止超載使用。超載使用易造成設備損害及人員損傷。液(油)壓缸設計最大使用壓力為 700 bar (10,000psi)。



警告事項：系統操作壓力絕不可超過最低壓力元件之值最低值。系統中應加裝壓力錶藉以監測系統中的壓力並了解使用狀態。



警告事項：液(油)壓缸只能在已連接好的液壓油路中使用；快速接頭尚未確實連接時禁止使用或加壓，否則高壓情況下接頭的油封及鋼珠會高速噴出造成人員傷亡。



警告事項：必須使用硬性物體來支撐重物。慎選能承受重物的鋼鐵或木塊來支撐荷載。不要在頂升或持壓使用中將液(油)壓缸當做墊塊使用。



警告事項：頂昇荷載前，請確保油壓裝置平穩。油壓缸必須放在平穩可支撐重物的基座上。若情況許可，可使用油壓缸基座來增加穩定性。千萬不可使用焊接或其他方法將油壓缸與所使用的基礎面(支撐座)連接一起。



警告事項：避免損壞油壓管。捲收油管時，避免油管強烈彎曲或打結。使用彎曲或打結油管易引起背壓。強烈彎曲或打結的油管亦易引起內部損壞或提早油管老化。



千萬不要重壓油管。劇烈的撞擊會造成油管內鋼絲網損壞。使用受損的油管可能導致油管破裂。



重要事項：千萬不要利用油管來提攜其他油壓設備(例如:小型油壓缸、泵浦..等)。



危險事項：液(油)壓設備應遠離火或熱源。高溫會軟化包裝和密封材料，導致液壓油洩漏；高溫同時也會造成油管材質與包裝變質。為確保最好狀態，不要將液(油)壓設備暴露於 65°C (150°F) 高溫。在電焊場所時亦應注意防止電焊火花噴到油管。



危險事項：不要用手對油管施加壓力(包括拉或舉高) 高壓下洩漏的液壓油會穿透皮膚造成嚴重傷害。當液壓油侵入皮膚請立即就診。



警告事項：當零件出現裂痕或損壞時，應立即以SUN RUN 零件更換。正確標準的零件可防止人員或設備損傷。SUN RUN零件經特別設計可完全適用並適用產品標稱的額定荷載或壓力。



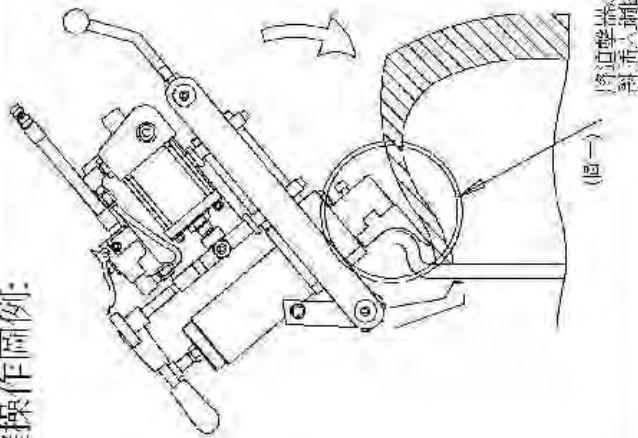
重要事項：液壓設備必需由合格的液壓技工進行維修。需要修理時，請連繫最近的SUN RUN服務據點並使用SUN RUN 液壓油保固方為有效。

2. 規範

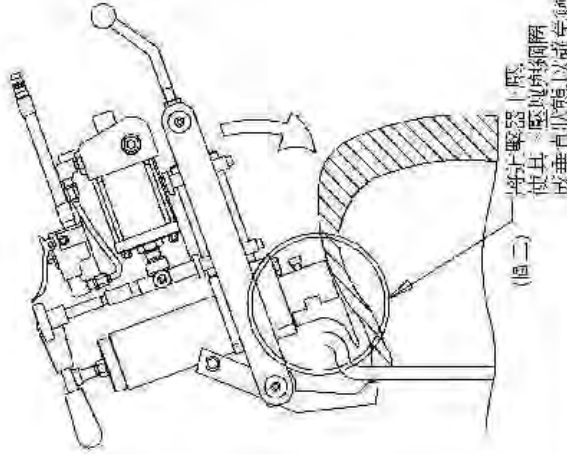


型號	名稱	適用功能	適用範圍	使用空壓 (kgf/cm ²)	揚程 (mm)	推力 (tons)	總重 (kg)
SD-20A	輪胎迫擊器	將輪胎與鋼圈間隙放鬆	8.00 / R16~12.00 / R20	10-15	100	8	22.0
SD-25A	巨型特種輪胎迫擊器	將輪胎與鋼圈間隙放鬆	20.00-24~30.00-25	10-15	100	8	24.0

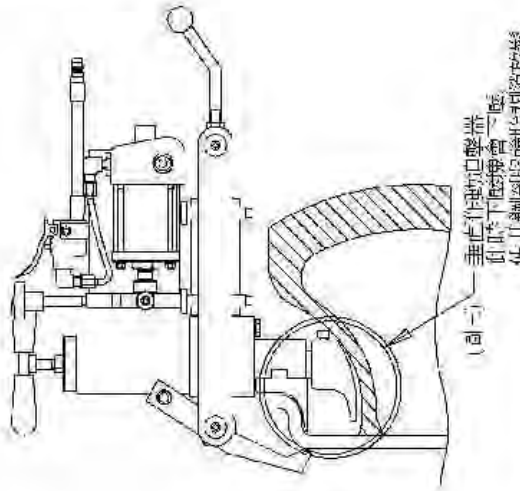
正確操作圖例：



將迫擊器之角，
斜向，朝胎面輪胎之出線處。

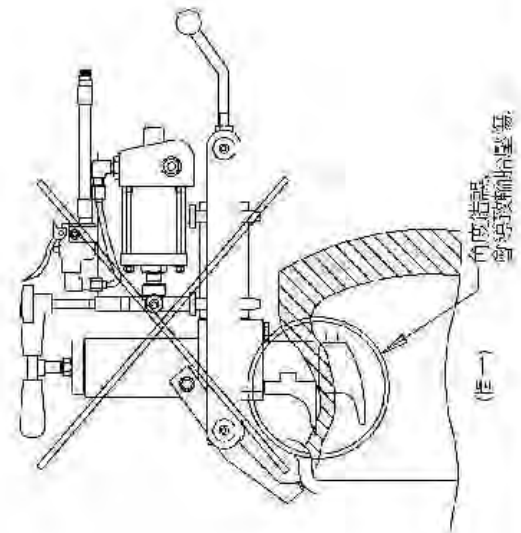


將迫擊器，
垂直，壓向胎面，
被垂直狀態，以垂直朝胎面。

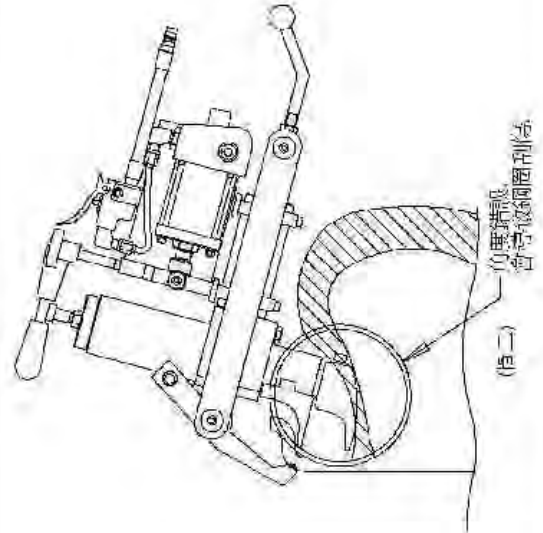


垂直作迫擊器，
且於下壓線會一壓，
使入輪胎與胎面接觸放鬆。

錯誤操作圖例：



角度錯誤，
會導致輪胎變傷。



角度錯誤，
會導致輪胎變傷。

出廠證明暨保固書

產品名稱：

型 號：

序 號：

出廠日期： / /

保固期間： / / ~ / /

該產品經公司嚴格品質管制,並測試合格出廠,本產品自驗收合格日起保固一年,如非人為使用不當或天然不可抗拒之災害,本公司免費維修,如非以上之原因本公司將酌收材料成本負責維修。

公司：巨輪興有限公司

負責人：蘇明益

高雄市岡山區岡山北路199號

TEL:886-7-6210505

FAX:886-7-6217575



巨輪興有限公司

高雄市岡山區岡山北路199號

CHU LUN SING CO.,LTD

No.199, Gangshan N. Rd., Gangshan Dist.,
Kaohsiung City 82059, Taiwan

<http://www.sunrun.com.tw>

E-mail:sun.run@msa.hinet.net

TEL:886-7-6210505

FAX:886-7-6217575

OPERATING INSTRUCTIONS

TIRE RELEASE

SD-20A

SD-25A



English : E1~E3

中文
English
Ver.16

1. SAFETY PRECAUTIONS



Fail to comply with the following cautions and warnings could cause equipment damage and personal injury.



IMPORTANT : Minimum age of the operator must be 18 years. The operator must have read and understood all instructions, safety issues, cautions and warnings before starting to operate the SUN RUN equipment. The operator is responsible for this activity towards other persons.



WARNING: Always wear safety glasses. The operator must take precaution against injury due to failure of the tool or workpiece.



DANGER: To avoid personal injury keep hands and feet away from cylinder and workpiece during operation.



WARNING : Do not overload equipment. Overloading causes equipment failure and possible personal injury. The cylinders are designed for a maximum pressure of 700 bar (10,000psi).



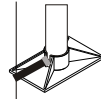
WARNING : The system operating pressure must not exceed the pressure rating of the lowest rated component in the system. Install pressure gauges in the system to monitor operating pressure. It is your window to what is happening in the system.



WARNING: Never pressurize uncoupled couplers. Only use hydraulic equipment in a coupled system.



WARNING: USE ONLY RIGID PIECES TO HOLD LOAD. Carefully select steel or wood blocks that are capable of supporting the load. Never use a hydraulic cylinder as a shim or spacer in any lifting or pressing application.



WARNING: BE SURE SETUP IS STABLE BEFORE LIFTING LOAD. Cylinders should be placed on a flat surface that can support the load. Where applicable, use a cylinder base for added stability. Do not weld or otherwise modify the cylinder to attach a base or other support.



CAUTION: Avoid sharp bends and kinks that will cause severe back-up pressure in hoses. Bends and kinks lead to premature hose failure.



DO NOT drop heavy objects on hose. A sharp impact may cause internal damage to hose wire strands. Applying pressure to a damaged hose may cause it to rupture.



IMPORTANT: Do not lift hydraulic equipment by the hoses or couplers. Use the carrying handle or other means of safe transport.



CAUTION : KEEP HYDRAULIC EQUIPMENT AWAY FROM FLAMES AND HEAT. Excessive heat will soften packings and seals, resulting in fluid leaks. Heat also weakens hose materials and packings. For optimum performance do not expose equipment to temperatures of 65°C (150°F) or higher. Protect hoses and cylinders from weld spatter.



DANGER: Do not handle pressurized hoses. Escaping oil under pressure can penetrate the skin causing serious injury. If oil is injected under the skin, see a doctor immediately.



WARNING: Immediately replace worn or damaged parts with genuine SUN RUN parts. SUN RUN parts are designed to fit properly and withstand rated loads.



IMPORTANT: Hydraulic equipment must only be serviced by a qualified hydraulic technician. For repair service, contact the SUN RUN Service Center in your area. To protect your warranty, use only SUN RUN oil.

2. SPECIFICATION



Model Number	Product Name	Description	Tire Range	Air Pressure Range (kgf/cm ²)	Stroke (mm)	Advace (tons)	Weight (kg)
SD-20A	Tire releaser	To loosen the tire and rim.	8.00 / R16~12.00 / R20	10-15	100	8	22.0
SD-25A	Special tire releaser	To loosen the tire and rim.	20.00-24~30.00-25	10-15	100	8	24.0

